





LEEKY



SEEL

CORVAIR MINNESOTA NEWSLETTER

*Happy Holidays from
Corvair Minnesota!*



CORVAIR MINNESOTA

November 12, 2013

President Lee Knauf gaveled the meeting to order at 7:09 using a claw hammer with 19 members in attendance.

Hugh Turnstead of Chaska, who joined last month, reports he has bought a '63 Monza coupe from the Carolinas with an updated 140/4 speed. It is maroon with a black interior, the same as the '64 coupe he bought new.

October Minutes: Approved as written.

Treasurer's Report: We have \$2301. in our treasury currently.

Recent Events:

October 12-13: Fall cruise to Winona. Bill Cook reported 32 people made the trek in perfect weather. Everyone seemed to really enjoy themselves, with the tour of Elmer's toy museum in Fountain City, WI being the favorite. Next year he is attempting to put together the event more in the Rochester area. The members expressed their appreciation of Bill & Carol's excellent work.

October 19: Adopt-A-Highway clean up was successful, we were able to eat at Dobo's before and after working.

Upcoming Events:

December 10: Monthly meeting at the MUM, a change as normally the Holiday dues party is the December meeting.

January 5: Holiday dues party at Latuff's, registration forms are in the November issue of Leeky Seel. All dinners will be \$20, will CMI picking up the balance. We have the entire restaurant for our event, so consider attending if you haven't in previous years. STEP will again be the charity of choice.

January 5: Breakfast with Dick Braemar at 9 a.m. in buffalo at Bill Cook's church, he will have more information next month.

July 21-25, 2014: National CORSA Convention: Tacoma, Washington at the new LeMay Automobile Museum, only 9 months remains to complete your projects!

New Business

Facebook: Dan Quinn brought up that we should consider a presence on Facebook to attract more interest from younger and more tech savvy people. Bob Rowe will follow up on this.

Future Events: Thoughts tonight included another Light Rail trip. We are always looking for new events to experience, so be on the lookout.

Election of Officers: Nominations closed and the slate of carryover officers was re-elected.

Wearables: Bill Cook displayed in-stock inventory for members to buy or order for the Holiday shopping season. Also, members are still able to order information boards for their cars similar to Bill's for \$100, a very good buy.

Auction: Bill Cook cleared out his garage and we auctioned off a half dozen items, thank you Bill!

Treats: November: Dan Quinn – Very Good
December: Tom Quinn
February: Cliff Picht

Tech Session

Fran started his video training session with one of the LED sequential turn signals in his '64 convertible.

Next we were treated to the pictures of his freshly painted Tahitian Coral & Cameo White rampside, the truck looks great!

Lastly was a video presentation of the waterproofing capabilities of RustOleum Never-Wet. For next month, we asked Fran to demonstrate by waterproofing his smart phone.

We adjourned at 8:35.

Respectfully submitted,

Chuck Johnson



Modified good-old idea

In the past we heard about making the side markers flash with the signal lights, on the Lates. Good idea and I will review that cute wiring trick. Later we saw how nicely side Markers looked and flashed on the FC, Amber Fronts and Red Rears. Recently I painted my Rampside in the original colors of Tahitian Coral and Cameo White and in the process removed the side markers. When it was time to replace them I wanted a connector on each one for any possible future R&R. I decided to use an RCA plug as they are clean, simple and just two conductors...for my particular application I will add a gob of grease on the final installation.

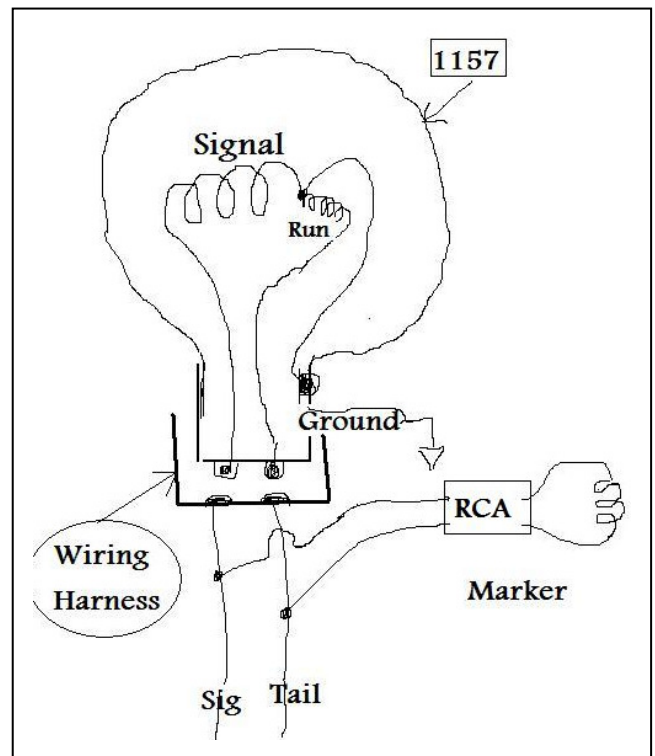
First let's review the neat trick of flashing marker lights that I heard about – many years ago – in an article by Larry Claypool. We all know that a light has two wires on it – hot and ground, and if you interrupt either the hot or the ground the light stops (goes dark). There is an elegant way to make the lamp go 'dark' when both leads are still connected..... and that is to make the ground wire "hot". By making the ground wire Hot at the same time the hot wire is hot – nothing blows up, the current just stops flowing and the light simply goes out. In our case the reason we want to make the light go dark is that we want it to 'blink', with the flashers, right? So, we want the flashing Signal light to tell the side marker to go ON/OFF. We do this by using the signal light's Hot lead as the ground wire for the marker light. That's right, we run the marker's ground wire – not to ground but, directly to the Signal light's hot lead. The Signal light is only HOT during Signaling, right? When the Signal bulb is cold you can sneak the little current from the side marker light through the BIG filament of that cold bulb and nobody will ever see it. Remember that the signal light bulb (1157) has two elements in it? A BIG-FAT filament that draws a lot of current and throws a lot of light, for Signaling....and a little wire with real resistance that only allows a small current flow and gives a nice gentle light that will run all day – the same as

Just for purposes of an example take a look at this sketch of an 1157 with a marker lamp: When the 'Tail' wire is hot current flows through the connector and through the 'run' element of the 1157, to the Ground wire...lighting the taillight. At the same time current from the tail wire goes through the Marker to the Sig wire – it finds its ground by going up through the HI wattage winding to Ground. This current is sufficient to light the Marker but not the Signal portion of the 1157.

The Taillight and the Marker are running fine, together!

If the Signal wire goes Hi (gets switched ON to make the Signal portion work), current flows through the signal wire to the Signal portion of the 1157 making lots of light and getting everything hot in the area.

Notice the Marker light: Its ground contact is now HOT (for about a second)...it has no current - - - and goes 'dark'. Then the Signal circuit opens, so the 1157 can cool off, and the Marker can find its ground.



November 2013 General Membership meeting at the MUM



The "Lead" table: President Lee Knauf, Vice-President Gary Nelson and Secretary Chuck Johnson



Ray Alexander giving the Treasurer's Report while Technical Editor Fran Schmit waits for his turn



Attending members (these folks elected the current officers)



Mmm – treat time (before the tech session)



Messiah United Methodist Church in Plymouth (our hosts)



Corvair Minnesota Holiday Party

**Sunday, January 5th, 2014 at LATUFF'S PIZZERIA
10820 Highway 55, Plymouth – just west of Hwy 169**

Social Hour: 4:30 pm Dinner: 6:00 pm

Cash Bar with Pizza Appetizers

Cost is only \$20.00 per person (check payable to CMI)

MENU CHOICES:

Baked Meat Lasagna

Chicken Parmesan

Golden Fried Jumbo Shrimp

Italian Sampler (Rigatoni, Ravioli, Spaghetti & Meatballs)

Dinners include: Salad, Beverage & Dessert

Chicken & Shrimp Dinners also include Pasta

Questions/directions: call Bill Cook @ 612-940-9179

Remember your donation for the STEP Program

(We'll collect these at the December meeting)

**** \$20.00 dues for 2014 are payable at the Party or mail check to ****

Ray Alexander

901- Woodlawn Court

Burnsville, MN. 55337-3627

.....
***** Annual CMI Holiday Party Response *****

Name _____ Lasagna ___ Chicken ___ Shrimp ___ Sampler___

Name _____ Lasagna ___ Chicken ___ Shrimp ___ Sampler___

Cost: \$20.00 per person (make your check payable to CMI)

Mail this response with your check for the Party no later than December 27th to:

CMI Holiday Party

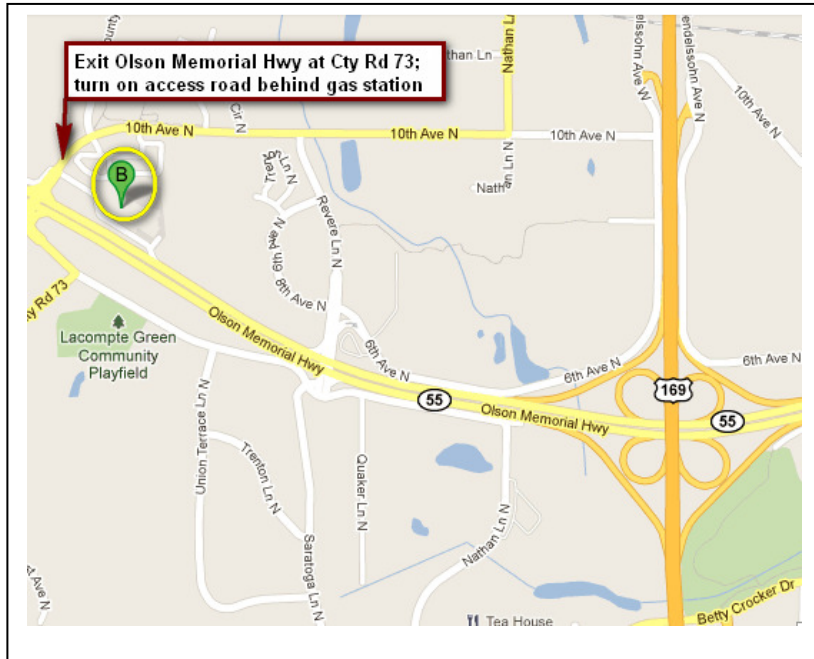
Bill & Carol Cook

1106 - 33rd St SE

Buffalo, MN 55313

Latuff's Pizzeria 10820 Highway 55, Plymouth, MN
(763) 545-2914

Corvair Minnesota's Annual Holiday/ Dues Party



S.T.E.P. will again be our Holiday/Dues Party charity this year. The people at S.T.E.P. have informed us that these items are needed....

- * CASH - STEP can get a better deal on food than an individual can.
- * CUB gift cards.
- * Personal care items: Toothpaste/brushes, Deodorant, Hand lotion/ bar soap, Perfume etc.

As with Susan's charities, "Hotel shampoo and Soap" are always welcome. If you wish to Purchase Christmas gifts:

- * Toys and games for younger children (please no \$-store toys)
- * \$15 - \$30 gift cards for older children - like from Target, are great.

Questions? Call **Mary Schmit** at 952.929.9174



Since the Holiday/Dues party is after the holidays, please bring your S.T.E.P. donations to the December meeting at the MUM.

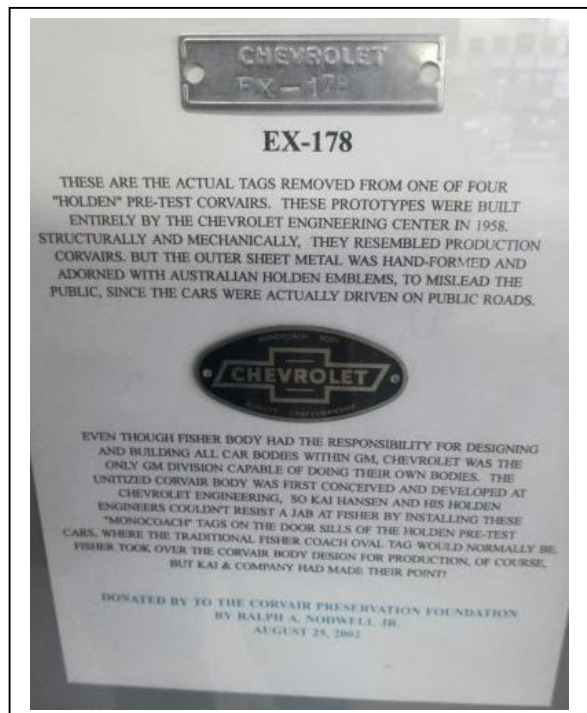
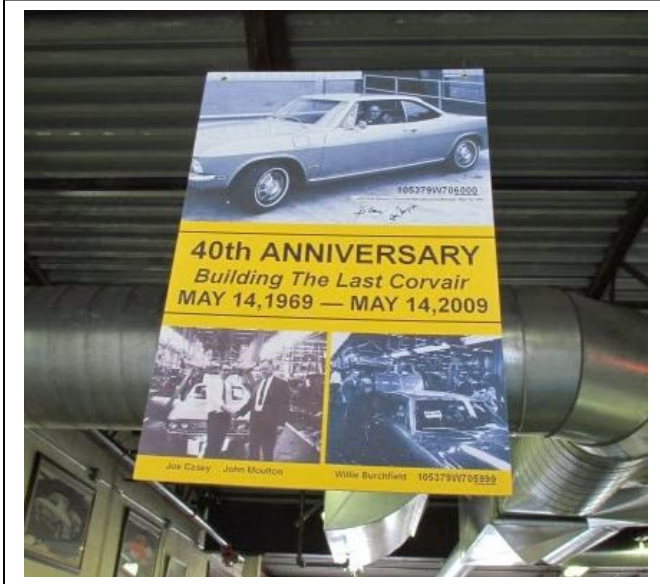
Thanks!



Ypsilanti Automotive Heritage Museum

<http://www.ypsiautoheritage.org/>

The collection of the Ypsilanti Automotive Heritage Museum includes 30 vintage automobiles with a historical connection to Ypsilanti. A 1933 Hudson Terraplane K Series Coach is the oldest in the collection up through a 1991 Chevrolet Caprice Police vehicle manufactured at Willow Run. Corvairs were assembled at Willow Run near Ypsilanti, Mich. during the car's entire 10 year production run.




Good Old Idea, continued from page 3

With the marker seeing ground on one side and hot on the other it lights up again, just for a second, till the clicker puts power back on the 1157...Signal On/Marker Off! Signal OFF/ Marker ON!

First of all it's a good idea to have side-markers on an FC, where no lights are visible from the side of the vehicle. Second: these lamps also display the signal light feature, and add to that, the front/rear lamps are color coded.

NOW! Let's say you want to remove the side-marker lamp from the body, for some reason: enter the RCA connector.



See photo of side marker lamp with male RCA connector attached and also photo of female RCA connector pulled out of Rear access hole on the port side of the FC. The convenience of using the standard (readily available) RCA connector is apparent and it's hard to beat the straightforward push-pull connect-ibility. Using LED side marker lamps also reduces the current load on these connectors as the units shown in these photos only draw 0.05 Amps.



Here's a view of an LED side-marker lamp installed on my Rampside (port side – aft end), along with the added reflectors in the appropriate area of the end gate.

CMI Classifieds

Parts for Sale:

Wanted: 1963 Monza convertible

I am helping one of my fellow writers at Sports Car Market look for a 1963 Monza convert. He's specifically looking for black with a red interior, as that was his first car. No projects; he's looking for a well restored car (think Rich Buratto's Trophy Magnet as a '63) or exceptional original. He's not so fussy about power train, and may even consider a Spyder if it's in good enough condition. Need not be local, as he's in California, so it would be shipped. Contact me with details.

Brian Carlson

bmitchell@juno.com (best)

651-955-2290 (cell, better)

651-739-1608 (home, not so bad)

New: Engine electrical harness, ball joints, Pertronix ignition; headers (110 and 140); custom exhaust; Wallen rebuilt starters generators and alternators; mufflers; rebuilt flywheels; new belly pan for late; crank and rod bearings.

Used parts: complete engines, transmissions, differentials: call for parts – I have a large inventory.

Also: 1969 110hp engine (runs great, sealed & pretty) Rare – aftermarket tube style early air grill

– Solid flywheel **I also offer full time Corvair repair**

Gary Nelson 612-866-3247 or cell: 612-644-1258

62 Corvair 700 Wagon. Very clean, well maintained, needs some TLC. Owned for 13 years. Starting new late model project. I drive it locally and down to Iowa's national a few years ago and up north to Duluth and two harbors last year.(MSRA fall picnic). I always take it to St.Pauls Back to the Fifties. Shipping I don't know much about. But have some one that knows a lot about that.

Call Gouch (Bill Gautsche)

(715) 828 – 9001

** note – reduced price! \$4,900. **



Corvair Repair In Minnesota

Your Place or Mine

Part Time Casual, Off Season Is Best

Mobile Service, Trailering Service, Reasonable Rates

CORSA, Corvair Minnesota and SCCA Member

Jim Brandberg

2214 - 293 1/2 Av. NW, Isanti, MN 55040

763-444-9334

jimbrandberg@aol.com

Part Cleaning
Soda Blasting, Sand Blasting
Powder coating

Vince Rohr

vincerohr@hotmail.com

Zip printing & copy shop

- Copies
- Printing
- Bindery
- Graphic Design
- Other Services

Phone: (952) 920-2113
Fax: (952) 920-8485

Hours:
Mon-Fri 8:00 to 5:30
Saturday by appointment

4950 Excelsior Boulevard
St. Louis Park, MN 55416

Our 40th Year!

Get the New 2013-2018 Catalog

March 1 - December 24, 2013

When you place your first order over \$40.00 you get a FREE Catalog as a

40th Anniversary Thank You

(additional catalogs \$3 with an order)



Clark's Corvair Parts®

400 Mohawk Trail, Shelburne Falls, MA 01370

(413)625-9776 www.corvair.com

WEBSITE: <http://www.corvairminnesota.com/>

OFFICERS:

PRESIDENT

Lee Knauf
1340 Broadview Ave
Chaska, MN 55318-1704
952.448.6983
vairy69@comcast.net

TREASURER

Ray Alexander
901 Woodlawn Ct
Burnsville, MN 55337-3627
651.334.8473
fleetcap@aol.com

VICE-PRESIDENT

Gary Nelson
6916 Russell Ave S
Richfield, MN 55423-2024
612.866.3247

SECRETARY/ GMCCA Rep

Chuck Johnson
9632 Wyoming Terrace
Bloomington, MN 55438-1640
952.947.9106
cljohnson99@gmail.com

COORDINATORS:

TECHNICAL EDITOR

Fran Schmit
3370 Library Lane
St. Louis Park, MN
55426-4224
952.929.9174
schmfran@hotmail.com

CLUB WEAR

Bill Cook
1106 33rd St SE
Buffalo, MN 55313-5341
612.940-9179


wdcacook@yahoo.com

HISTORIAN

Cara Knauf
1340 Broadview Ave
Chaska, MN 55318-1704
952.448.6983

EDITOR

John Herkenratt
408 7th St S
Hopkins, MN 55343-7722
Jherken1@netzero.net



F.S. - the early years

.....

CMI is a non-profit corporation, chartered with The CORVAIR Society of America. Send CORVAIR Minnesota's \$20.00 annual dues, payable by Jan 01, to the CMI Treasurer. Membership in CORVAIR Minnesota entitles you to the monthly newsletter, "The Leeky Seel", with free ads for members, a club window sticker, discounts on club activities, information on parts availability, and good advice on the preservation and enjoyment of the CORVAIR automobile.... Yeah!

.....



THE LEEKY SEEL

3370 Library Lane St. Louis Park, MN
55426-4224 Ph: 763.475.0350

TEMP - RETURN SERVICE REQUESTED

*Bring items collected for S.T.E.P. to the upcoming
December meeting (on the 10th at the MUM)*

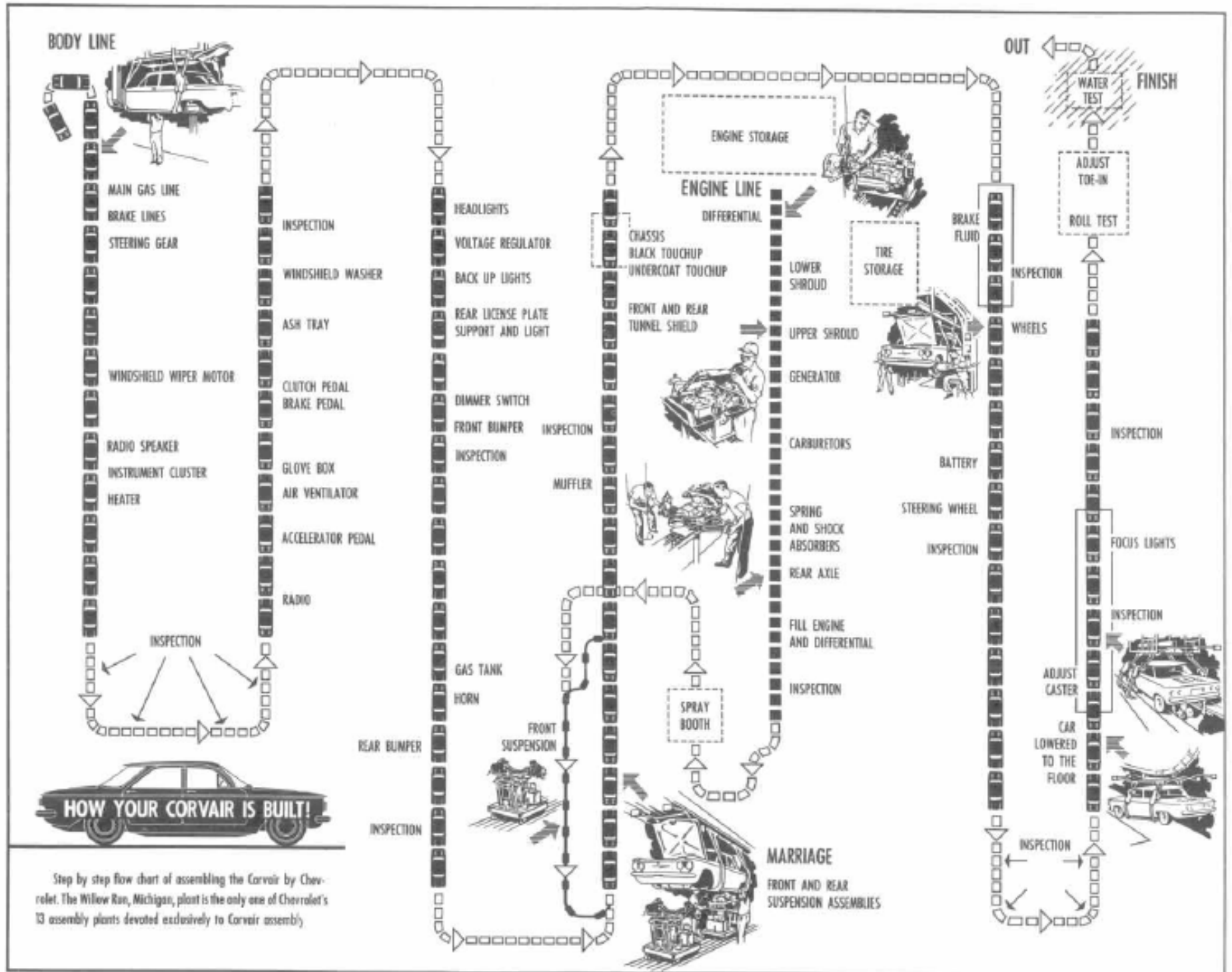


WILLOW RUN

WELCOME



WILLOW RUN
CORVAIR



ORDER YOUR CORVAIR APPAREL NOW !!

Our current supplier for jackets, polos, denim shirts, sweatshirts, T-shirts, caps, visors, etc. is Visions Embroidery of Buffalo. Not only do we have really nice quality clothing to choose from, but the prices are lower than previous years. We usually have Large and XL in stock, but we can order whatever you want.

T-SHIRTS : Fruit of the Loom Lofteez heavy cotton (size S - XXL) Colors : black, white, navy, red, gray	\$15.00
SILKSCREENED T-SHIRTS : (size S - XXL) Colors : slate blue, white	\$15.00
NOVELTY T-SHIRTS : (size S-XXL)	\$15.00
BLUE DENIM SHIRTS (SHORT or LONG SLEEVE) (size S - XXL)	\$25.00
SWEATSHIRTS : Fruit of the Loom 90oz heavy fleece (size S - XXL) Colors : black, gray, navy, red	\$20.00
POLOS : L. A. Loving Egyptian cotton (size S - XXL) Colors : black, white, navy, red	\$25.00
JACKETS (unlined) : Port Authority Classic Poplin (size S - XXL) Colors : black w/tan	\$40.00
JACKETS (lined) : L. A. Loving Tahoe nylon (size S - XXL) Colors : black w/gray fleece lining	\$50.00
CAPS : Low Profile, velcro adjustable Colors : black, white, navy, red, slate blue	\$10.00
VISORS : Low Profile, velcro adjustable Colors : black, tan	\$10.00
CORVAIR 50 th ANNIVERSARY LICENSE PLATE	\$20.00
CMI MAGNETIC DOOR SIGNS (per pair)	\$20.00

- ** All clothing items are priced with CORVAIR MINNESOTA logo on left crest
- ** For sizes 3X or larger, add \$5.00
- ** If you want your first name embroidered, add \$5.00
- ** If you want the oval CORVAIR MINNESOTA logo embroidered on the back of any shirt or jacket, add \$25.00
- ** If you want to place an order, call BILL COOK at 612-940-9179