

Heart of America Corvair Owners Association

Editors Gary and Helen Moore

March 2017



V A I R C O R

Volume 53-3

Next Meeting: Tuesday March 14, 7:30 to 9pm

Paul and Jacks Tavern 1808 Clay Street, North Kansas City, MO 64116

Social Hour: 6:30 to 7:30 Convention Prep Meeting 6:00 to 7:00

February Meeting Highlights

By Gary Moore

When I arrived at Paul & Jacks and saw several dozen small plastic animals staring up at me I knew I had invaded the land of the Green children. The girls were happy to share their table and introduced me to their tiny plastic friends. Our playtime was interrupted by resounding smacks of the gavel as President Mike Dawson brought the February meeting to order. I was a good crowd for February; Mark Whitman counted 42 members in attendance.

Secretary Linda Reece read January's minutes. Larry Sherwood gave the treasurer's report; the yearly audit was performed and everything is in order.

Mike Dawson presented a card from Janet Cozad thanking the club for our thoughtfulness and friendship after the loss of Karl. (See page 5.) Several members were able to stop by the memorial exhibit of Karl's Cozad's V8 Corvair and 1954 Chevrolet at the 2017 World of Wheels. Sheila Carlino added a bouquet of flowers from HACOIA to the display.

Social Committee Chair Scott Allison presented a list of upcoming events; most notably the Cold Tuna in Wichita. See Calendar on page 2 and check the website.

Bill Bennett and Don Cory reported that car show and cruise season will begin in April.

Bill Bennett reminded everyone about our annual charity auction in May. This year members are asked to bring the usual auction items (car parts, candy, etc.) as well as new or never-used items to be saved for door prizes at the convention. Please read Bill's article on page 2 for details about this.

Webmaster Travis Bolton, reported that the website remains clean with no sign of the earlier hacking.

Convention Co-chair Helen Moore, reminded everyone that we are about to "go live" on March 1. The registration form will be in the March Communiqué and soon after on the CORSA website. Travis is working on updating our website to match. Trailer parking has been solved and Johnson Co Parks and Rec OK'd use of the west side of the hotel for Concours. A valve cover track repair and trailer repacking day needs to be scheduled after the track has been retrieved from Tulsa. Scott Allison has agreed to host. If you are interested in helping, contact Gary Moore.

New business: a motion was made for the club to fully pay for next year's Christmas Party. It was no surprise that the motion passed overwhelmingly.

Mike announced that Prairie Capital Corvair Association, the Springfield, IL club, sent a check for \$500 payable to HACOIA for our help at their 2016 CORSA International Convention. Thanks!

The meeting adjourned and there may have been a parking lot session but Helen and I didn't make it out there as we were still inside conducting mini convention committee meetings. We also watched as all the tiny plastic animals were carefully packed away for the ride home.



Inside

2016 In Review
Page 1,4 & 5

Social Calendar
Page 2

Preventative Maintenance Series: Corsa/Spyder Speedometer Heads
Mike Dawson
Page 3

Thank You Note
Janet Cozad
Page 4

Convention Corner
Page 7

President's Corner
Page 7

HACOA Calendar at a Glance

Social Chair Scott Allison

Date	Event
Tuesday March 14	Pi Day (3.14) and HACOA Monthly Meeting, 1808 Clay St., North Kansas City MO
Tuesday April 11	HACOA Monthly Meeting, 1808 Clay St., North Kansas City MO
Tuesday May 9	Charity Auction and HACOA Monthly Meeting, 1808 Clay St., North Kansas City MO
Tuesday June 13	June HACOA Meeting in the Park, TBA
June 27-July 1,	2017 CORSA International Convention, Hilton Garden Inn, Independence, MO
Sept. 29- Oct. 1	2017 Great Plains Corvair Round Up Embassy Suites, Oklahoma City, OK
Friday Dec. 8	HACOA Annual Holiday Party, Granite City Food and Brewery (Zona Rosa) KC. MO

Check the HACOA online calendar for up-to-date list: WWW.HACOA.org

Member Suggested Events

Date	Event
March 9-12	Performance Corvair Workshop, National Corvette Museum, Bowling Green, KY
Saturday March 25	Pentzer Anniversary Gathering, Ozark, AR
April 1-2	SCCA-KC Region Solo Autocross , 20301 E 78 Hwy, Independence,MO
April 21-23	2017 Midwest Solo Divisional , Heartland Park Topeka, Wakarusa, KS
Saturday May 6	McPherson College Car and Motorcycle Show, McPherson, KS
Sunday May 21	King of Kings Car Show, King of Kings Lutheran Church, Kansas City, MO
Saturday June 17	Juna Tuna, Terry Kalp's shop, Valley Center KS
Monday August 21	Total Solar Eclipse, Helen's planning a party. Details TBA
August 25-27	Corvair Track Classic, Motosport Park, Hastings NE

To find cruises and events near you check: <http://clubs.hemmings.com/acckc/EventFinder.htm>

May Charity Auction and Convention Door Prizes

Dear Members,

When you attend the Auction this May, make sure you bring all your donations at least a half hour before the auction starts. This will allow us to get things organized before the auction starts. You can bring anything from car parts, baked goods and stuff you think needs a good home. This is a fun event that we do every year which helps raise money for different charities that our club supports.

In addition, every member is asked to bring one gift to be used in the door prize during our

convention this summer. Please make sure your item is in new or never-used condition. These items will be placed in a separate location at the meeting to make sure that they do not end up being a part of the Auction.

If you have any questions, just give me a call at (816) 767-1960.

Bill Bennett

Editors note: Door prizes and goody bag stuffing items can be brought to any meeting prior to the convention and given to Sheila Carlino.

The Preventive Maintenance Series

By Mike Dawson

Corsa & Spyder Speedometer Heads

Last month I covered my experience with speedometer heads other than Corsa and Spyder so this month I will share what I learned about those two. Some of this will be redundant but that is for those who weren't interested in last month's article. If you have additional/better techniques or tips please share.

As our area speedometer shop is out of business, I checked on-line vintage speedometer shops but the ones I checked do not give online quotes; they want to see what they are dealing with and I can understand that. The only price I could get was \$150 and up. Clarks offers a \$186 exchange for the Spyder and \$191 for the Corsa plus shipping both ways.

The two problems that are most common are dry or worn out bushings and worn out worm gears (due to double odometer wheels). Preventive maintenance for a Spyder or Corsa speedometer, which is currently in working condition, would be a big dollar saver since they almost all go bad due to lack of lubricant. If you have bad odometer wheel numbers you can obtain replacement decals from: <http://www.persh.org/Corvairs/OdometerRepair.htm>

To begin, I would recommend a fully charged drill running wide open to check the initial speed setting. If your car is currently accurate you want to be able to return to that setting if necessary and if you are fast or slow you can make the necessary adjustment when you finish work. Use the front part of an old speedometer cable or borrow one from another member for use with the drill (in reverse). The following is my method of service.

Removing the dashboard panel on Corsa models is easiest since the wiring harness disconnects and stays with the panel. **Tips:** You should remove the steering column support and put a block of wood between it and the dashboard, cover the column with a towel and use double masking tape to protect painted dashboard surfaces adjacent to the panel. After removing all the fasteners and speedometer cable, pull the panel out just far enough to reach over the top and remove the vacuum line fitting. Pull the panel out farther and disconnect the harness. Don't forget the trip odometer cable that is held on to the dashboard by a nut.

Spyder panels are more labor intensive; the wiring (with all the sockets and connectors) has to be removed from the panel and left in the dashboard. As noted above, lower the column, protect the column and use tape to protect the radio housing and other painted



surfaces. **Tips:** It is easier to leave the ignition switch attached to the connector and push it through the dash after removing the key lock and bezel. As with the Corsa dash, be sure and remove the vacuum line fitting after you have pulled the panel out enough to remove the sockets and connectors and also free the trip odometer cable.

Corsa and Spyder: With the head removed from the dash panel, removing the needle is next. You need two of the old time bottle/can openers with masking tape on the pivot area of the bottle end. Use a soldering gun on the needle for 30 seconds (starting cold) and then use the two pry-tools (bottle end) to pop the needle off. I just completed two Spyder and four Corsa heads and all the needles popped off with this method. If this is your first visit to a speedometer, you might take some pictures as you go. Remove the two screws and the face, next remove the two screws and the cross bar. Pull the retainers off of the two odometer wheels and carefully remove the wheels. Remove the vertical worm gear and then the one screw and the trip odometer sliding gear. Then remove the two screws securing the speed ring. Hold the shaft and lift it out and set it aside. Do not let the two-piece unit come apart or it will damage the hairspring. Use a small punch and tap the lower worm gear and its bearing out from under the magnet. This worm gear is the one

Continued on page 5

Thank you

Dear Mike, Board of Directors and Members,
Thank you so much for the absolutely beautiful plant in the nice decorative container. It looked lovely at Vin's service and now in the living room! And thanks to all of you who attended the funeral, sent cards & called. You've no idea how much friendship touched me. The newsletter was great (Sheila Carlino's comment was especially endearing). You're a wonderful group and Vin was so proud to be a part of it for so many years!



PS. The pretty bouquet you brought to "The World of Wheels" this past weekend (Feb. 10-12) was so thoughtful! Thank you very much!

Dear Mike, Board of Directors and Members,
Thank you so much for the absolutely beautiful plant in the nice decorative container. It looked lovely at Vin's service and now in the living room! And thanks to all of you who attended the funeral, sent cards & called. You've no idea how much your friendship touched me! The newsletter was great (Sheila Carlino's comment was especially endearing) You're a wonderful group and Vin was so proud to be a part of it for so many years!

The family of
Vin Cozad
acknowledges with deep
appreciation your kind expression
of sympathy

Keep in touch and love to you all,
Donat Cozad and Len Cozad (mom)

PS. The pretty bouquet you brought to "The World of Wheels" this past weekend (Feb. 10-12) was so thoughtful! Thanks so very much!

Preventive Maintenance Series Continued from page 3

that wears out and stops the odometer. Clean the drive gear under the magnet and all the other working parts. If your odometer was still functioning in the car you should be able to clean and lube for continued use.


Check side to side play in the bushing and spin the magnet by hand to get a feel for the condition of the bushing. They will tolerate a small amount of play and if it was not noisy in the car you should be able to lube it by using light machine oil and either letting them sit with oil pooled under the magnet for a few hours or hold the unit vertical and run it with your drill. Clean up the excess when oil appears on the bottom. Again spin the magnet by hand to feel the difference. I used synthetic grease on all the gear parts and rotating shafts and a drop of oil on the odometer connecting gear. Insert the lower worm gear under the magnet and tap the bearing into place. Double check the feel and function of the parts as you assemble.

Lift up the speed ring by its shaft and set it down over the magnet and secure with the two screws. Look down on the speed ring with the vertical worm gear area on your right, and look through the hole on the left side of the speed ring to make sure the small tab on the center cup is above the bent down tab on the outer ring. Note the moveable crosspiece that is attached on one end to the hairspring (see photo). Later this will be used for minor adjustments in the needle when you use your wide-open drill (fully charged) to calibrate. Insert the vertical worm gear, the odometer sliding gear, then the cross support, then the odometer wheels and retainers. Attach the face and lightly set the needle on the shaft so you could rotate it on the shaft if necessary. Place the head in the straight-ahead position so gravity will return the needle and adjust to the 0 position. Gently flip the needle a couple of times to verify the return. Tap the needle to seat it (doesn't take much) and then use your drill to check the operation.

Before you install the head in the panel: If your pre-recorded wide open drill speed is not duplicated on the newly serviced unit, or your initial reading was off as you drove, you can make a small adjustment in the hair spring tension by using a small screwdriver to push on either end of the cross piece noted in the above paragraph. Once you have established the correct setting, reinstall the head in the dash panel but run it with your drill again just before installing the panel in the dashboard to make sure the needle is not dragging on any of the parts.

If your odometer did not work before removal, the lower worm gear would show a noticeable worn area. Replacement gears are available from Clarks for both Corsa and Spyder but there is a possibility that the drive gear under the magnet has been damaged. Out of the speedometers I serviced, two of the Corsa units and one Spyder unit had gears below the magnet that would not mate up with either good used worm gears or with a new one from Clarks. The other three worked fine with either new or used worm gears. There is a note in Clark's catalog that states that their new worm gears may not work if your old one was completely worn out.

In conclusion, if your Spyder or Corsa speedometer is original and still works, I would suggest purchasing a new second worm gear from Clarks and complete the service mentioned above along with installing the new worm gear. If the odometer has already stopped, it may or may not be repairable.



The Tool Crib

Club tools for rent

Contact: Ken Ragan


212 Warner Rd, Bonner Springs, KS 66012
913-422-5778 E-mail: kenrragan@gmail.net

Tool	Deposit	Monthly rental fee
Harmonic balancer puller	\$3.00	\$1.00
Ramps, auto	\$4.00	\$1.00
Torque wrenches		
½ inch drive 20-150 ft/lb	\$15.00	\$2.00
¾ inch drive 100-1000 in/lb	\$15.00	\$2.00
Floor jacks and stands	\$25.00	\$3.50
Ring grove cleaner	\$3.00	\$1.00
Dwell/tach meter	\$5.00	\$1.00
Greaser: Fan and idler bearing	\$5.00	\$1.00
Ken's advice	\$.02	Grain of salt
Hubs: Rear (towing LM PowerGlide)	\$5.00	\$1.00
Pushrod tube extractor	\$10.00	\$2.00




Internally regulated
63 amp Corvair
Alternators
\$85.00 exchange.

Rebuilt Corvair
starters with
solenoid \$90.00
exchange.



Rebuilt harmonic balancer
\$85.00
Core donation appreciated.

Professionally rebuilt Corvair clutch disc on a
welded center Borg & Beck core with a thickness
of .325" \$45.00 exchange with same core.



Mike Dawson

mdawson1961@sbcglobal.net

816 322-4057



Reproduced end plates for the 12 and 8 plate oil cooler. These are the two pieces of sheet metal that help keep all the hot air from the oil cooler moving out the bottom instead of back in to the engine compartment. \$10.00 each.



The First in Synthetics

Since 1972



KEN RAGAN
LIFETIME AMSOIL DEALERS

Ragan Enterprises
212 Warner
Bonner Springs, KS 66012-1134
(913) 422-5778
E-mail kenrragan@sbcglobal.net

Fred's Classic Auto Radios & Clocks Sales and Service

7908 Gillette St. Lenexa KS 66215-2515
(913) 599-2303

We excel in originality and correctness
You can trust your restoration to us

Clock movements repaired or converted to quartz
I Sell: Tubes, Speakers, Vibrators and NOS Parts



FredClassicRadios.com

[Fredclassics@aol.com](mailto:Fredsclassics@aol.com)

HACOA Officers

President

Mike Dawson

Secretary

Linda Reece

Vice-President

Bill Bennett

Board of Directors

Chris Green

Treasurer

Larry Sherwood

Mark Whitman

Sherman Rutherford



Webmaster

Travis Bolton

Social Chair

Scott Allison

Newsletter Editors

Gary and Helen

Membership

Chair

Moore

Don Wagner

Convention Corner

By Helen and Gary Moore

The Convention registration form is in the March Communiqué and on-line registration is live as of March 10. A few of our members have signed up already.

Vendors will be the main topic of our Convention Committee meeting. The Vendor Committee will meet at 5:45 before the main Convention Committee meeting at 6 pm. Because the outdoor vendors will share boundaries with Concours, Don Wagner has some concerns.

Speaking of indoor vendors, some of you have already heard that Clarks will not be bringing their full display. They will have a booth, however, and they will offer larger than usual convention discounts. This means we have extra floor space for indoor vendors.

The Convention "Corner" in our basement (a.k.a. "the CORSA stash") is being inventoried this weekend by Suzy, Meghan and Suzanne. We'll make a list for the other committee chairs of anything not going to the Hospitality Room.

We need to start selling ads for the program. Kevin Rafferty is the chair for this committee but anyone can sell ads. We are working up a sample letter you can take with you that explains the convention, the benefits of advertising in the program and the prices.

The Vairs Stop Here!

CORSA Convention

Independence, MO

2017

President's Corner

By Mike Dawson

The January tech session on Rochester carburetors was attended by 36 members (including some spouses) with the garage portion full of HACO A members willing to learn and get involved with both diagnosis and overhaul tips. It is my favorite activity; passing on useful information, much of which was learned the hard way. And I am encouraged by the number of our members who regularly help other members with restoration and maintenance. Combine that with how social we are, and it makes for a pretty successful organization!

HACO A was fortunate to have Suzanne Berger volunteer to host our annual Christmas party this year. She will provide additional information as she completes the planning stage. At the February meeting the membership voted to have the club pay for the entire cost of this year's event, so put December 8 on your calendar now.

Attention veterans in HACO A: Beginning Veterans Day 2017 all honorably discharged veterans will be able to benefit from using the Army and Air Force Exchange Service which has been expanded to include all branches of the service. This will be for on line purchase only, but it will offer a near 20% discount. Watch for information on how to verify eligibility as November approaches. This notice was a full-page story in the March American Legion magazine.

See you at the meeting,
Mike

Performance Corvairs
Silicone Wire Systems
www.perfvair.com & www.wireset.com

Seth Emerson
Owner

3462 Kirkwood Dr. (408) 24RACER
San Jose, CA 95117

E-mail to: sethracer@aol.com

BENNETT PRO SOUND
DJ SERVICE

Experienced Disc Jockeys specializing in
Wedding Receptions, Class Reunions,
Company Parties, or any special occasion

MUSIC FOR ALL AGES

Cell: (816) 810-4300 Bus. Phone (816) 767-1960
Leave Message



A memorial display of Karl Cozad's 1966 Corsa V8 and 1954 Chevy Del Ray at World of Wheels in February.

VairCor is the official monthly publication of the Heart of America Corvair Owners Association, the oldest incorporated, continuously active, single marque Corvair club, and Chapter 640 of the Corvair Society of America. The HACOA membership fee is \$15.00 annually, payable January 1. CORSA membership is required. HACOA monthly meetings are held the second Tuesday of each month (except June and December) at 7:30 pm at Paul and Jack's Restaurant, 1808 Clay Street, North Kansas City, MO 64116. Social time begins at 7:00. The June meeting is in Sar-Ko-Par Trails Park and the December meeting is our Holiday Party.



***Dues are past
due. Please pay
by March 31***

Heart of America Corvair Owners Association
16001 Oakland Ave
Belton, MO 64012

