

Heart of America Corvair Owners Association

Editors Gary and Helen Moore

April 2017



VAIRCOR

Volume 53-4

Next Meeting: Tuesday April 11, 7:30 to 9pm

Paul and Jacks Tavern 1808 Clay Street, North Kansas City, MO 64116

Social Hour: 6:30 to 7:30 Convention Prep Meeting 6:00 to 7:00

March Meeting Highlights

By Gary Moore

The meeting was brought to order by the tapping of President Mike Dawson's gavel. Linda Reece read the minutes from the February meeting and Larry Sherwood gave the treasurers report.

Don Wagner introduced Wayne Yost, a former HACO member but many years removed. Wayne owns a 1965 four-door that he described as in poor condition; he wasn't really sure which engine it had but was sure the transmission was broken. He has owned it for over 40 years and thought it was time to give it some attention.

Don Cory and Bill Bennett said it was time to polish up your car and take it to cruises and car shows. See page 2 for cruise schedule.

Scott Allison's reading of upcoming social events is pretty much summed up on page 2 and on the calendar section of the website.

Bill Bennett reminded people about the May Charity Auction and also to keep an eye out for goody bag items and door prizes for the convention. Sheila Carlino is collecting convention items.

Travis Bolton, Webmaster, announced that the Convention webpage was up and included links to registration.

Travis Bolton, as autocross committee chair, let everyone know of opportunities to get your car out to practice up for the autocross at the national convention.

Gary and Helen Moore reported all was fine with the newsletter, but needed help with articles due to the time they were spending with the convention details.

In new business Paul Sergeant reminded us to vote in the CORSA Board of Directors election by May 1. See March Communique.

The HACO Board of voted to pay Janet Cozad's 2017 dues. Members agreed.

A motion was made to hold the June Meeting at a different location, Lake Winnebago, Lake Jacomo or remain at SAR-KO-PAR Park. The club decided to stay at SAR-KO-PAR Park, 87th and Lackman, Lenexa, KS.

Motions were made regarding birthday announcements and mailing birthday cards. The club voted overwhelmingly in favor of keeping the birthday announcements as part of the meeting, but against mailing birthday cards.

Birthdays for March were read.

Our previous waitress, Mary was there with her son and visited with us.

May Auction Reminder

Please arrive for the May meeting half an hour early with your donations for this year's Charity Auction. This will allow us to get things organized before the auction starts. You can bring anything from car parts, baked goods and stuff you think needs a good home. This is a fun event that we do every year which helps raise money for different charities that our club supports.

In addition, every member is asked to bring one gift to be used in the raffle during our convention this summer. Please make sure your item is in new or never-used condition. These items will be placed in a separate location at the meeting to make sure that they do not end up being a part of the Auction.

Inside

March Meeting
Page 1,4 & 5

Social Calendar
Page 2

Preventative Maintenance Series: Homemade Tools
Mike Dawson
Page 3-4

Trip to Pentzerville
Kat King and Wyatt Kimberlin
Page 5-6

J.C. Ash's Garage
Gary Moore
Page 7

Convention Corner
Page 9

President's Corner
Page 9

HACOA Calendar at a Glance Social Chair Scott Allison

Date	Event
Tuesday April 11	HACOA Monthly Meeting, 1808 Clay St., North Kansas City, MO
Saturday April 29	Valve Cover Track and Trailer Repair Session, Scott Allison's house, Kansas City, MO
Tuesday May 9	Charity Auction and HACOA Monthly Meeting, 1808 Clay St., North Kansas City, MO
Saturday June 3	Working Tech Session, Mike and Sandy Dawson's house, Belton, MO
Tuesday June 13	June HACOA Meeting in the Park, SAR-KO-PAR Trails Park, Lenexa, KS
June 27-July 1,	2017 CORSA International Convention, Hilton Garden Inn, Independence, MO
Sept. 29- Oct. 1	2017 Great Plains Corvair Round Up Embassy Suites, Oklahoma City, OK
Friday Dec. 8	HACOA Annual Holiday Party, Granite City Food and Brewery (Zona Rosa) KC, MO

Check the HACOA online calendar for up-to-date list: WWW.HACOA.org

Member Suggested Events

Date	Event
April 1-2	SCCA-KC Region Solo Autocross , 20301 E 78 Hwy, Independence, MO
April 21-23	2017 Midwest Solo Divisional , Heartland Park Topeka, Wakarusa, KS
Saturday May 6	McPherson College Car and Motorcycle Show, McPherson, KS
Sunday May 21	King of Kings Car Show, King of Kings Lutheran Church, Kansas City, MO
June 2-4	Tri-State Corvair Meet, Kachina Lodge, Taos, NM
Saturday June 17	Juna Tuna, Terry Kalp's shop, Valley Center, KS
Monday August 21	Total Solar Eclipse, Helen's planning a party. Details TBA
August 25-27	Corvair Track Classic, Motosport Park, Hastings, NE

To find cruises and events near you check: <http://clubs.hemmings.com/acckc/EventFinder.htm>

Valve Cover Track Repair and Trailer Repacking Party

Saturday, April 29 at 9 a.m. at Scott Allison's Shop we will be unloading and setting up the Valve Cover Track, repairing the electronics, installing new pre-cut underlayment panels, and repacking the trailer.

A lunch will be provided.

This would be a good opportunity to test and tweak your Valve Cover Racer.



For Sale: 1964 Monza convertible, 4 speed, 110 hp, new top, new interior, new paint, new tires, a lot of new stuff! Appraised at \$10,500, best offer.

Contact Bill Kiely 816-803-1461

The Preventive Maintenance Series



By Mike Dawson

Homemade Tools Inspired by Gloomy Winter Days

Homemade tools are a fun way to show your creativity. I try to keep a list all summer long of new tools I might be able to make during winter, most of the time finding scraps and leftovers that work nicely. Maybe a paint job and even a “J” number if the tool works really well!

Distributor Shaft Support Tool

Disassembly of a distributor for service work includes driving out two different sized pins that locate the shaft in the housing and secure the driven gear. I built a holding fixture out of scrap wood that lets you drive both pins during disassembly and assembly. Drill a 1 1/8 inch hole in one wood block and a 9/16 inch hole in another. Saw through the middle of both and attach them to a base after measuring and determining their heights.



Distributor Bushing Removal Tool

GM never offered a replacement bushing; you had to buy a new housing with the bushing already installed. However, the bushings are available and they do press in easily. The only trick is getting the old one out. The area supporting the bushing is ribbed, making use



of a bushing driver impossible. My solution was to make a simple pusher out of 1/8 inch by 3/4 inch steel stock, about four inches long. You will need to use a cutoff wheel or grinder to trim the sides down to about .625 (5/8”). This will now fit in the ribs and although I use mine in a press, gentle application of a hammer would probably work fine. Pressing the new bushing in can be done with the driver of your choice.





Preventive Maintenance Series

Continued from page 3

Powerglide Shifter Cable Bracket Wrench

There are not many fasteners on a Corvair that only accept an open end 5/8 inch wrench but the nut that holds the shifter cable to the dashboard bracket on all Powerglide equipped vehicles certainly does. And the area the wrench can operate is limited, especially on FC vehicles. This is not a high torque nut so I shortened a cheap wrench to 1 3/4 inch and ground down the outside until it fit easily on the nut.




Pitman Arm Bushing Installation Tool

The pitman arm bushing assembly used on all Corvair cars is a three-piece design with a center bolt for mounting, inside of a rubber bushing; both of which are captured in a steel shell. The steel shell is a press fit into the pitman arm, which necessitates a pushing device for a C-clamp type press to do the work on the car. There is a plastic bushing available but it is a bad choice for several reasons; you lose the insulating effect of the rubber which means road shock is now transmitted into your gear box parts, plus you feel more road shock in the steering wheel. Also, I have removed several of those bushings, which had galled and made steering harder plus even more wear on steering box parts.

If you have a Snap-On type ball joint tool (CJ91D or C) but are missing the special Corvair tool (CJ 76A-3) you can make one as follows:

Obtain a 15/16-inch 12 point, shallow, 1/2 inch drive socket (\$3 at Home Depot) and lightly grind the face until it is flat. It will fit the new bushing shell perfectly. Next, check your used parts stash for a 1 1/4 inch washer; you will need a 3/8 inch hole for the guide bolt. The bolt needs to be long enough to have a 1 inch smooth shank. Grind the bolt head down to a tight 1/2 inch square and cut it off at the 1 inch point. This should tightly fit inside the socket. There is a chamfer inside the socket. Leave the bolt head just at the bottom and perfectly straight. Weld in two of the squares and grind back flush. This pin is only a guide and does not take pressure. The washer now fits over the bolt and you can use a couple of welds to hold it in place. Add a sacrificial loose washer with grease to the guide and you are ready.



Pentzerville 2017

By Kat King

Our friend Connie, our great-grandson Wyatt, Chas and I made the trip. We arrived at the Oxford Motel just ahead of Scott, Kim, and Wes. Donna and Jerry met us at the Mexican Restaurant down around the corner, where Scott treated us all to dinner. (Thanks again, buddy.) We rested in Pentzerville for the evening. Wes had been up 24 hours, so we needed to leave good company.

Next day, Kim and Wes were afire at the BBQ. Wyatt and Chas being their, “go-fers.” Chuck wagon set a feast of hamburgers and hot dogs with all the trimmings for 150 people. Desserts, a special cake, rides on the carousel, country music and so many friends laughing. Jerry topped it off, in the soda shop, scooping ice cream into cones or glass sundaes with silver spoons.

Our friend Connie took pictures of *everything!* This lady was in awe of it all right down to the sinkhole of Corvettes. I like the bank best, sheriff/ jail cells, and beautiful fan picture over the fainting couch in the hidden brothel. Cannot take time to describe the visions of all these collections. Those who have attended Pentzerville, know this. So if you are ever invited and can go at least once—definitely worth the drive!

I asked Connie what her favorite thing of the trip was. She and Wyatt said in unison, “Donna and Jerry.” Least favorite thing—RAIN!



Pentzerville Taxi Service was on duty and (in the background) the Pentzerville Fire Department was on call.



The HACO group arrived a day ahead of time and met with Donna and Jerry at a nearby Mexican Restaurant. Scott's treat!



At the Pentzerville Ice Cream Parlor Kat enjoys a cone served up by the Soda Jerk (who looks much like the mayor, town constable and town engineer of Pentzerville.)

Pentzerville 2017

By Wyatt Kimberlin

On March 25, Jerry and Donna hosted their annual gathering in Pentzerville. This had been my first time down and it was wonderful. I had an opportunity to meet members of the club, new to me. You can really see just how much time Jerry and Donna put into this. And their enjoyment of it is evident. Seeing how many people got together and had fun together. It makes you happy.

We left St. Joe about 9:45 on Friday and got to Ozark about 4-4:30 pm. Heavy rain followed us all the way down there, and we ran into lots of construction. But we made it in time, nonetheless.

I toured the whole place from the dress shop to the saloon to the parlor. To see so much history compiled in one place is really indescribable. To think all that has been done in about 15 years is just unfathomable. From the MG on the ceiling to the plane out front, it is really wonderful. I can't wait to come back next year to see what else has been added on.

I was told to come back in a Chevy!



Kat King substitutes for the teacher at the Pentzerville School for the Unusually Gifted.



Kat (right) landed in jail for teaching without a Pentzerville teaching license. Her friend Connie (left) was arrested for enjoying herself too much.



Wes and Kim Mellies manage the cooking of the burgers and daws. Wyatt and Chas King serve as their go-fers.



Although none of the HACOIA members drove their Corvairs, some from the Arkansas Corvair Club did.

J.C. Ash's Garage

Marilyn and J.C. Ash host an event for the Green Country Corvair Group (GCCG) much like Mike Dawson's Working Tech Sessions for HACO and Terry Kalp's Tunas for MCCA where club members work on each other's Corvairs and help keep them on the road. The event is simply called J.C.'s Garage and is held the fourth Saturday of each month. This has been in my plans for a few years now but it starts at 9 a.m. and is over at noon so it's not a very practical day trip for me at six hours each way.


Fortunately this year I had an excuse; I needed to pick up the Valve Cover Track Trailer from Green Country so we can use it at the CORSA National Convention this summer. I was even more fortunate when Larry Sherwood decided to come along and offered to drive. So we made it a two-day trip.

Let me tell you a little about J.C. and Marilyn Ash. You may have visited with them at Round Ups. They always have one or two (or five) Rampside on display. I believe they currently have 11 FC Corvairs, at least three of which are of Concours quality. J.C. is retired from Sheffield Steel and is a professional welder and fabricator. After retiring J.C. started a boat propeller repair shop, which kept him too busy, so he sold the business in order to travel. He loved exploring caves, so he and Marilyn bought a motorhome to do just that. He estimates that he has been in over 2,000 caves.

Larry and I arrived in Sand Springs around 6 p.m. on Friday. We went to J.C.'s shop for a private tour. The shop is divided into three areas. The first area is where he keeps his 1957 Chevy, two or three Corvairs and his 40-foot motorhome. The center area is where he parks his daily driver and two or three more Corvairs. Then there is the main shop, where most of the work happens. He has three large air compressors, welding rigs of every kind, plasma cutters, lathes, presses, drill presses and an impressive number of air tools. If you visit his shop ask to see his metal descaler—just cover your ears before he operates it. Along with *more* Corvairs in this area was a 1933 Chevy, which Larry, with a little coaching from J.C., figured out how to start. It purred like a kitten.

J.C.'s newest Rampside was on the center post lift. I mentioned to J.C. that Larry and I would like to have a look at the air conditioning system. J.C. is a man with a lot of skillful friends. He asked one, who was an automotive A/C expert, for his suggestion on a good small condenser unit. His advice was to use one out of an '80s or '90s Toyota pickup. J.C. got one and it fit beautifully under the passenger-side floor. He routed air from the front grill down to the condenser giving plenty of airflow. The end result was a system that not only cools the cab but also looks designed for the truck.

The next morning we arrived at the shop at 9 a.m. where coffee, donuts and Marilyn's tasty sausage rolls were waiting. A group from Central Oklahoma Corvair Association drove up from



Larry Sherwood looks up at the A/C condenser that J.C. Ash fitted into the front compartment of his Rampside.



J.C. shows Larry the fixture he attached to his cherry picker hoist to allow him to change out an engine while the Corvair's on the lift.

Oklahoma City to participate and to extend an invitation to the Round Up. We also discussed getting the Valve Cover Track Trailer from the CORSA Convention in Independence back to Oklahoma City. One of their members will take the trailer back with them after the convention.

On the agenda to be worked on that morning were two Corvairs; Van Upky's daily driver 1964 Monza, which needed a new oil pan gasket, and Marvin Luke's 1960 four door that needed its speedometer fixed. Luckily, it only needed lubrication.

At noon the party was moved to the Crescent Café for a mini-meeting and lunch. Afterwards Larry and I headed back to KC with the Valve Cover Track Trailer. To pass the time Larry played his classic rock compilation and I tried to guess the artist and song title. I did pretty well except I couldn't come up with the name Moody Blues and confused the Hollies with the Bee Gees. The trailer now is sitting in Larry's driveway waiting for our upcoming Valve Cover Track Repair and Trailer Repacking Party on Saturday, April 29 in Scott's shop. (See page 2 for details.)

The Tool Crib

Club tools for rent

Contact: Ken Ragan

212 Warner Rd, Bonner Springs, KS 66012
 913-422-5778 E-mail: kenrragan@gmail.net

Tool	Deposit	Monthly rental fee
Harmonic balancer puller	\$3.00	\$1.00
Ramps, auto	\$4.00	\$1.00
Torque wrenches		
½ inch drive 20-150 ft/lb	\$15.00	\$2.00
¾ inch drive 100-1000 in/lb	\$15.00	\$2.00
Floor jacks and stands	\$25.00	\$3.50
Ring grove cleaner	\$3.00	\$1.00
Dwell/tach meter	\$5.00	\$1.00
Greaser: Fan and idler bearing	\$5.00	\$1.00
Ken's advice	\$.02	Grain of salt
Hubs: Rear (towing LM PowerGlide)	\$5.00	\$1.00
Pushrod tube extractor	\$10.00	\$2.00



The First in Synthetics

Since 1972



KEN RAGAN
LIFETIME AMSOIL DEALERS

Ragan Enterprises
 212 Warner
 Bonner Springs, KS 66012-1134
 (913) 422-5778
 E-mail kenrragan@sbcglobal.net

Fred's Classic Auto Radios & Clocks Sales and Service

7908 Gillette St. Lenexa KS 66215-2515
 (913) 599-2303

We excel in originality and correctness
 You can trust your restoration to us

Clock movements repaired or converted to quartz
 I Sell: Tubes, Speakers, Vibrators and NOS Parts



FredClassicRadios.com
Fredclassics@aol.com



Internally regulated
 63 amp Corvair
 Alternators
 \$85.00 exchange.



Rebuilt harmonic balancer
 \$85.00
 Core donation appreciated.

Rebuilt Corvair
 starters with
 solenoid \$90.00
 exchange.



Professionally rebuilt Corvair clutch disc on a
 welded center Borg & Beck core with a thickness
 of .325" \$45.00 exchange with same core.



Mike Dawson

mdawson1961@sbcglobal.net

816 322-4057



Reproduced end plates for the 12 and 8 plate oil cooler. These are the two pieces of sheet metal that help keep all the hot air from the oil cooler moving out the bottom instead of back in to the engine compartment. \$10.00 each.

HACOA Officers

- | | |
|---------------------------------------|--|
| President
Mike Dawson | Secretary
Linda Reece |
| Vice-President
Bill Bennett | Board of Directors
Chris Green |
| Treasurer
Larry Sherwood | Mark Whitman
Sherman Rutherford |



- | | |
|--|---------------------------------------|
| Webmaster
Travis Bolton | Social Chair
Scott Allison |
| Newsletter Editors
Gary and Helen
Moore | Membership Chair
Don Wagner |

Convention Corner

By Helen and Gary Moore

An article, "Things to do in Kansas City," has been sent off to the Communiqué for the May issue. Thanks Kevin Koch for writing that.

That means the deadline for the June issue (LAST ONE before the convention) is upon us. We have the cover photo so we need a good one. Suggestions for a location are welcome as are volunteers for a few of our best cars. Scott Allison's '67 sea foam green four-door is on the logo, so let us know which of the club's Corvairs will look best with it (no matter where we park them).

Advertisements for the Convention Program are now being accepted. As promised at the meeting we made an information letter and a convention flyer for you to use. You should have received those as PDF files along with your electronic VairCor. You can print them yourself or forward them in an email to a prospective advertiser. We will have printed copies at the meeting.

We found a back up site for Concours in case it's a soggy week in KC just before the Convention. The Silverstein Arena parking lot is available Wednesday morning.

Although we have a site for Saturday's Car Show we are still looking for a more convenient site. Negotiations (including begging) are ongoing.

The valve cover track is back. Gary Moore and Larry Sherwood fetched it home from Tulsa and got to attend J.C.'s Garage event. (See page 7) See page 2 for details regarding the Valve Cover Track Repair and Trailer Repacking Party at Scott's place.

We said this at the last meeting but we want it in print, *Thank You HACOIA members!* Being Convention Co-chairs is a lot of work but it's fun because *everyone* is working at getting things done (sometimes without even being asked). We do not feel like we are doing this alone or that we have to *make* anyone do things.

President's Corner

By Mike Dawson

April 2017

During the year various organizations and individuals send event information either to me as President or to the club mailing address. There are also Corvair parts and cars put up for sale (or wanted) that could hold interest for various members. I pass on that information to all of the membership when I receive it. That eliminates including all those flyers and notices in to our newsletter, and in the case of parts/cars for sale gives everyone the information at the exact same time. Please remain aware that these notices are only passed on for information purposes, and you must be responsible to determine for yourself if the sources are accurate and reliable. I will have no more information available other than what I have passed on. Caveat Emptor.

Get ready for all the spring cruises, car shows, swap meets and other events! You can keep up with the large regional selection at the following website; be sure to look carefully, events are listed under more than one category sometimes:

<http://clubs.hemmings.com/acckc/?club=acckc>

See you at the meeting,
Mike



Performance Corvairs
Silicone Wire Systems
www.perfvair.com & www.wireset.com

Seth Emerson
Owner

3462 Kirkwood Dr. (408) 24RACER
San Jose, CA 95117

E-mail to: sethracer@aol.com



BENNETT PRO SOUND
DJ SERVICE

Experienced Disc Jockeys specializing in
Wedding Receptions, Class Reunions,
Company Parties, or any special occasion

MUSIC FOR ALL AGES

Cell: (816) 810-4300 Bus. Phone (816) 767-1960
Leave Message

The VAIRS
Stop



2017
Corvaair Society of America
International Convention

Here



June 27-July 1

Independence, MO

The Home of Harry Truman and the Truman Library

VairCor is the official monthly publication of the Heart of America Corvaair Owners Association, the oldest incorporated, continuously active, single marque Corvaair club, and Chapter 640 of the Corvaair Society of America. The HACO membership fee is \$15.00 annually, payable January 1. CORSA membership is required. HACO monthly meetings are held the second Tuesday of each month (except June and December) at 7:30 pm at Paul and Jack's Restaurant, 1808 Clay Street, North Kansas City, MO 64116. Social time begins at 7:00. The June meeting is in Sar-Ko-Par Trails Park and the December meeting is our Holiday Party.



Heart of America Corvaair Owners Association
16001 Oakland Ave
Belton, MO 64012

