

Whales on Wheels

Number 1

2019



UVMCC was incorporated in October 1967 for all who are interested in Ultra Vans CORSA Chapter #008



DO NOT MISS THIS !!

**It's not to early to start making those plans
2019 Ultra Van Motor Coach Club National Rally**

Kearney, Nebraska

September 16 - 20 , 2019

Kearney RV Park and Campground



Coach hopping, tech talks, food, fun and conversation over and over, Yankee Swap, door prizes, and much more like visiting the Classic Car Collection, the Great Platte River Road Archway, the New Blue Print Engine Manufacturing plant, and even more "hot spots."

Please come even if you can't bring your Ultra Van. You'll find it rewarding.

If you have questions, ideas or suggestions, please contact Sherry Morrow, 308-440-5384, 713 W 29th St, Kearney, NE 68845 morrows@unk.edu

Attention

A new year means a new UVMCC Roster. Check last year's roster and make sure your information is correct. For corrections or concerns about your information, contact me, Molly (my info is on [page 2](#)).

Finally, the roster has an Ultra Van Help List. If you can offer a place to stay, help with repairs, whatever, let me know so I can add your information.

Here's an example of ours.

MICHIGAN

Chris Brown & Molly Bacon, Gladwin 48624. 989-246-8046. Electric and water for one coach. Dry camping for a couple more coaches down the road from our house. Septic can be used as a dump station. Tools. We are on a small rural lake. Lots of Ultra hospitality, so come visit for a few days.

INSIDE:

Merchandise/
Event calendar/
Welcome new members
[Page 2-3](#)

Eastern &
Western Rallies
[Pages 4-5](#)

[GWFBT/Front Page/Prez Sez](#)
[Pages 6-7](#)

RV Kitchen
Fire /Dangers
[Page 8-9](#)

Short Reports
[Page 12](#)

About
UVMCC/
Classifieds/
etc.
[Pages 13](#)

Childhood
Memories
[Page 14](#)

Contact Information

President

Jerry Mello #333 541-926-2631
34831 Riverside Dr. SW
Albany, OR 87321
corvairjerr65@comcast.net

Vice President

Howard Joseph #392 209-296-4836
19255 Laurel Canyon Road
Sutter Creek, CA 95685
bj48360@volcano.net

Secretary

Molly Bacon #328 989-246-8046
5425 Morrow Road
Gladwin, MI 48624
uvmcc_membership@yahoo.com

Treasurer

Molly Bacon #328 989-246-8046
5425 Morrow Road
Gladwin, MI 48624
uvmcc_membership@yahoo.com

Technical Editor

Chuck Hanson #460 702-743-2021
920 Leavitt Lane
Mesquite, NV 89027
whale460@yahoo.com

Newsletter Editor

Molly Bacon #328 989-246-8046
5425 Morrow Road
Gladwin, MI 48624
uvmcc_membership@yahoo.com

Eastern Directors

Ken Hand '19 248-613-8586
Dave Fox '20 715-615-0869
Rick Milne '21 610-269-1754

Western Directors

Ron Adams '19
Doug Bell '20 503-658-2627
Larry Forman '21 916-421-2130



ULTRA MERCHANDISE



Call or e-mail either of us to shop or better yet come join us at the next rally!

West

Patty Mello 541-926-2631, nanapatty1951@hotmail.com

East

Molly Bacon 989-246-8046, mollybacon@yahoo.com

Item	Price
Club badges	1st one <i>free</i> at a rally or \$5.00 for a replacement
Miniature Cloisonné Ultra pins	5.00
Cloisonné Ultra earring set	\$7.00
Cloisonné Ultra pendants (chain not included)	\$3.50
"NEW colors" Ultra Van Coffee Mugs	\$10.00
"Corvair Powered" bumper stickers	\$3.00 or 2 for \$5.00
DVD of Ultra Archives	\$5.00
DVD Ultra Coach Owner's Manual by Len & Edy Ryeson	\$5.00
VIN # plates (blank)	\$3.00
Booklet "From Covered Wagon to Ultra Van" (limited supply)	\$5.00
3 ½" X 4 ½" Stitched patches w/ Ultra on US map & flag	\$3.00
Tech tips, sets 1 or 2 (limited supply)	\$13 + shipping each mailed
Club Roster (printed)	\$5.00
Window decals UVMCC with Ultra	\$1.00
100,000 Miles Club plaque (Awarded at rally)	FREE
Postcards and note cards	Various prices
Custom whale items (contact Molly)	Various prices
Hand-made Specialty Whale items (keychains, bookmarks, fan pulls, lanyards, etc.)	Various prices
Available while supply lasts:	
Tombstone Rally t-shirts	\$15.00
Tombstone Rally magnets	\$3.00



Mesquite Motor Mania Car Show, 01/18/2019-01/20/2019, Mesquite Nevada, over 800 vehicles expected for 3 days of fun and mayhem www.mesquitecarshows.com

Palm Springs Modernism Week Vintage Trailer Show, 02/24/2019-02/25/2019, 555 N. Palm Canyon Drive. Palm Springs, CA, A fabulous display of beautifully restored vintage trailers and motorhomes from the early days of RVing and some still in use today including at least one Ultra Van.

Western Rally, 03/14/2019—03/17/2019, Desert Hot Springs, CA, Catalina Spa RV Resort—Hosts Pat and Marisa Jennings and Brian Goldin and Kris Goodfellow. (see [page 5](#) for details)

Eastern Rally, 06/03/2019—06/08/2019, Greenville, OH, Darke Country Fairgrounds—Hosts: Jerry & Mary Lou Kramer (see [page 4](#) for details)

CORSA International Convention, 07/23/2019—07/29/2019, St. Charles, IL, Pheasant Run Resort, https://www.corvair.org/index.php?option=com_civircrm&task=civircrm/event/info&Itemid=445&id=300&reset=1

UVMCC National Rally, 09/16/2019—09/20/2019, Kearney, NE, Kearney RV Park and Campground—Host: Sherry Morrow (see page 1, plus [WOW 2018, #4](#), page 14 for more details)

Welcome to our new members

California

Pat & Marisa Jennings #409

Brian Fleming #227

Indiana

David & Gloria Beck

Kansas

Jean Snell #393

Maine

Joseph & Phyllis Wilhelm #367

Returning member

Washington

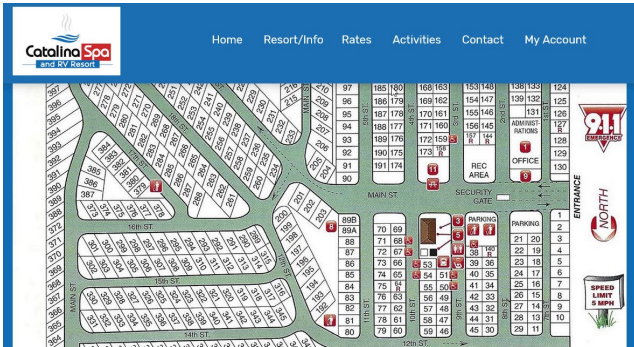
Kazuo & Ai Wachi #413

2019 WESTERN RALLY

March 14-March 17

Get ready western states for the greatest Rally in the history of the UVMCC

Now that I have your attention I would like to announce the 2019 Western Rally. We will be holding the Rally from March 14 thru March 17 in the Palm Springs area at the Catalina Spa RV Resort, <https://catalinasparvresort.com/> 18800 Corkill Rd., Desert Hot Springs, CA 92241.



Make your reservations by calling 760-329-4431. Our special rate is \$30 per night if you register under "Ultra Van Rally". You can make your reservations starting today. We have a limited number of sites at this rate so you should call ASAP!

We will have some very special guests attending the Rally to share with us their stories of growing up with their father Dave Peterson and camping as a family in their Ultra Van. Patsy (Peterson) Husmann and her husband Ron will be joining us. This may be the only time we will have the opportunity to hear from Dave's family, so this Rally should be an **"I won't miss this"** event.



Also, we are planning tech sessions during the day to share helpful information for those who need/want help. Topics are still being formulated, but you can expect suspension, mechanical and paint to be discussed.

Other activities will be on tap at the Rally including; coach hopping/open house, a potluck dinner on Saturday night, a caravan of Ultra Vans thru Palm Springs with a picnic lunch at a location yet to be determined.



Pat Jennings and Marisa Barnes, owners of UV 409 and Brian Goldin and Kris Goodfellow owners of UV 163 will be co-hosting the Rally while being assisted by Jerry and Patty Mello (UV 333) and Carl and Fran Jones (UV 400).



Information on the Rally will be posted on the club website, www.ultravan.club in the forums section under the Events tab, once you log into the forums scroll all the way to the bottom of the page to find Events. Information will also be available on the UV Facebook pages.

Spring into Summer—Eastern Rally-June 3-8, 2019

Darke County Fairgrounds, 800 Schweitzer St., Greenville, OH 45331

The Fairgrounds is a 185-acre facility that is largely wooded, with restroom and shower facilities available. Approximately 600 RV / Camper Hook-ups available; 200 sites with water, electric (20 & 30 amp) and sewer services. The remaining sites offer water and electric only. There are two dump stations on grounds. The facility has a self registration system in place. Reservations are not required or accepted. Camp fires are permitted providing they are in a fire ring, off the ground and contained. We will have a fenced area to camp, with a meeting room and our own handicapped shower & toilet. However, they do not have a kitchen, only some electric outlets in the room. There is also a covered area outside where we can gather if the weather is not nice. Camping costs: \$25/night or \$150/week

MONDAY, June 3- Arrival, Meet & Greet, coach hopping, Host provided dinner: soup, homemade bread & cold cuts.

TUESDAY, June 4- Morning coffee, tech session with Ken Hand Lunch at Maid Rite
Tour of Garst Museum (Annie Oakley, Lowell Thomas, Indian artifacts)



WEDNESDAY, June 5
Morning coffee & discussion (favorite camping spot)
12:30 - Tour of KitchenAid Factory
6 PM – Potluck dinner & Yankee swap



Door prizes every day!

THURSDAY, June 6
Morning coffee & discussion
(Tips for camping at FREE places like Walmart, Flying J)
Tour of FRAM (oil filters)
Downtown Greenville Day – 1874 Courthouse, KitchenAid Store, many shops & lunch places



FRIDAY, June 7
Morning coffee
Tour of Bears Mill (water powered grist mill)
PM car show downtown



SATURDAY, June 8
Farewell good friends



NOTE: If planning to stay at a motel, choose one of the National chains. Others are not very nice.

Quality Inn, 1190 E. Russ Road, Greenville, 937-316-5252
Holiday Inn Express, 1195 E. Russ Road, Greenville, 937-548-1328

If you can't come all of the days, at least come for a few or just even one. You're welcome anytime.

Hosted by Jerry & Mary Lou Kramer

419-852-5720 Jerry 419-852-9380 Mary Lou

Email uvmcc_membership@yahoo.com to let us know if/when you're coming so we can plan for food, etc.



COMING & GOING SUGGESTIONS

URBANA, OHIO – B-17 restoration & museum - FREE – www.champaignaviationmuseum.org

DAYTON, OHIO – National Museum of the United States Air Force – FREE - Easily a full day
Carillon Park –Visitor center, Wright Brothers, National Cash Register display

America's Packard Museum – Downtown Dayton

ELKHART, INDIANA – RV/MH Museum and RV surplus outlets

AUBURN, INDIANA – Auburn, Cord, Duesenberg Museum; National Automotive & Truck Museum;
Early Ford V8 Museum; Hoosier Air Museum

See WOW, 2018#2, <http://ultravans.club/dir/wp-content/uploads/2018/03/WOW-2018-Q2.pdf>, page 12, for many more ideas

Better late than never

The minutes from the Ultra Van National Rally last August eluded the Newsletter Editor for the past few months and are finally being included in this edition. My apologies, but as titled, better late than never. As published in the Rally coverage in the 2018, volume 4 edition, there was a shortage of members along with a shortage of officers, but here is what was reported. Please pass any comments or corrections on to this editor and I will pass them on to the rest of the Board.

Thanks.

Minutes of the UVMCC Board of Directors Meeting Ultra Week Rally, Creede, Colorado Friday, August 24, 2016

UVMCC Treasurer, Owen Strawn, and Eastern Director, Gary Anderson, were the only members of the Board of Directors in attendance. The directors meeting was rescheduled to Friday because that was the only day Owen was able to attend.

Attendance at the rally was very low. While family medical issues, en route breakdowns and lingering mechanical issues contributed to cancellations, we note a trend toward declining participation. Our discussion centered on the causes and possible solutions.

We attribute the decline primarily to the march of time. Coaches and their owners are getting older and less willing to travel significant distances. It may be time to consider changing club bylaws that specify time periods and locations for national rallies in an attempt to make them more accessible to a greater number of people.

A related item is club governance. Smaller rallies mean diminished attendance by club officers. Perhaps we should move to conference calls or remote participation in directors meetings at the rallies.

This year marks the first time (so far as board attendees know) that email balloting has been used. The club bylaws permit email balloting, but give no procedural guidance for its implementation. Use of email balloting significantly increased voter participation, but at the expense of secret balloting. Club bylaws should be revised to provide guidance that preserves (so far as possible) the secret ballot.

The last updates to the bylaws are dated 2005. Prior to that time, they were updated approximately every five years. Club membership and participation has changed significantly since the last update, as has communications technology. The bylaws should receive a general review to bring them up to date.

The common item in all the above concerns is the bylaws. We recommend that the club President initiate (or continue) an in-depth review of all club bylaws with particular emphasis on the above items. The hope is to have proposed by-law revisions on the ballot for membership approval at the 2019 annual meeting. Toward this end, we recommend that the underlying issues and proposed solutions be discussed as widely as possible in the WOW before specific proposals are presented for a vote. We think the "Prez Says" column would be an appropriate place to start the discussion.

Owen Strawn

Gary Anderson

Ultra Van Motor Coach Club

Annual Meeting of Members

Saturday, August 25, 2018

The meeting was called to order at 11:00 AM by Gary Anderson, Eastern Area Director, representing the President. Members present included; Gary and Olga Anderson, Jim and Roy Davis, Carl and Fran Jones, Terry and Linda Porter and Kevin and Leslie Sullivan.

Gary announced that the Board meeting scheduled for 11:00 AM this morning was actually held yesterday afternoon (Friday, August 24th) so that Owen Strawn could attend as Owen and Lori had to leave Friday night and wouldn't return to the Rally. Gary said that discussion at the board meeting centered on the following issues:

- Decline in attendance at rallies, its possible causes and potential remedies.
- Use of email balloting and the need for procedural guidance in its implementation.
- Need for a comprehensive review of club bylaws to reflect current realities and to facilitate rally attendance.

The board meeting's outcome was a recommendation that our club president appoint a committee to perform a comprehensive review of our bylaws and to make recommendations for changes. The board also recommended that the entire club membership be asked via the WOW for their input.

Following Gary's report on topics discussed at the board of directors meeting, a general membership discussion ensued on the need for more "localized" rallies, i.e., within a state or a smaller region. It seems to be difficult to get people to travel long distances in their coaches these days. Also, the discussion included the possibility of changing or eliminating the lines for the national rally from the current Continental Divide western line and Mississippi River eastern line to something that would get more coaches to attend. No motions were made nor votes taken, but the general consensus of those present was that club bylaws need a formal review and updating based on input from the club's members.

In-person and email votes for club officers were tallied by a nonmember who was not familiar with the names of club members or candidates and who had no interest in the outcome. Election results are as follows:

- President, Jerry Mello.
- Vice President, Howard Joseph.
- Secretary, Molly Bacon.
- Treasurer, Molly Bacon.
- Newsletter Editor, Molly Bacon.
- Western Area Director, Larry Forman.
- Eastern Area Director, Rick Milne.
- Eastern Area Director (special election to fill a vacated seat that expires in 2019), Ken Hand.

There were no nominations for the Newhouse Award this year. Several write-in votes were cast, but to receive the award one must be formally nominated, a process that ensures that nominees meet the standards established for the award.

The Treasurer's report was given by Gary.

Gary Anderson gave a presentation on the 2019 National Rally to be held in Kearney, Nebraska. Sherry Morrow (#402) has agreed to host. Kearney (pronounced "Carney") is on I-70 about 130 miles west of Lincoln, Nebraska.)

The meeting adjourned at noon.

Carl Jones, acting for the secretary

Great Western Fan Belt Toss

by Chuck Hanson



Whale460 Root Beer stop

Our trip to the 41st Annual Great Western Fan Belt Toss and Swap Meet, October 26-28, in Palm Springs, CA was punctuated with odd coincidences this time around. After our chance meeting at the local Walmart with Kathy Kohl-Acosta, who traveled in 201 as a child 50 years ago (see story on [page 14](#)), the Whale's door latch broke. So, we went the last 5 miles to Sunrise Park with the door tied shut with electrical wire.




Chuck Hansen Whale460

I feared the worst for my door latch, but there was still hope. Eric Kirven and 504 were already there when we arrived, and I was hoping to be able to cobble something together. The Whale460 has a thinner than stock door due to the screen door modification, but Eric and I worked on the problem, even taking his latch out to see if it would work. Alas, it was not to be. But hope remained as the new owners of UV 409, Pat Jennings and Marisa Barnes, were coming. They had a shiny new assembly that came with 409, and would bring it out to Palm Springs to see if it would work. Turns out it was the wrong size for the stock Ultra Van but perfect for my modified door!




work. Alas, it was not to be. But hope remained as the new owners of UV 409, Pat Jennings and Marisa Barnes, were coming. They had a shiny new assembly that came with 409, and would bring it out to Palm Springs to see if it would work. Turns out it was the wrong size for the stock Ultra Van but perfect for my modified door!



Friday night cruise

It's always good to meet new Ultra Vanners, and Pat and Marisa are doing a fabulous job on their coach, which I hope to see soon. The always helpful Eric Kirven has been a big help to them, as he is to just about everybody, and I hope they have a long and happy journey!



Marisa shows 'em how to do it.



Whale460 & 504 at sunrise



Pat & Marisa Jennings & Whale460



Eric Kirven UV 504



Front Page News

Whale460 & Chuck Hanson

The Whale460, being the civic-minded aquatic mammal that it is, participated once again in the Mesquite Festival of Lights Parade; an annual event to benefit the local food bank. This year's parade found The Whale on the front page of the Desert Valley Times newspaper, dressed up in holiday regalia including an all new, animated blow-hole. Not seen in the picture is the over 150 pounds of food heading for the donation bins at City Hall.



Parade of Lights brightens Mesquite for a cause

Tara Wilkins

With the holiday season in full swing, Mesquite residents came out on a cold December night for the annual Parade of Lights Food Drive.

People lined both sides of the street all the way down Mesquite Boulevard and took advantage of the hot chocolate stations that was set up in front of the festively decorated Mesquite City Hall.

More than 20 floats adorned with Christmas lights and led by residents passing out candy, popcorn and other seasonal treats drove down the route.

The bright lit parade entries helped spotlight the additional purpose of the event - collecting food for those in need.

Parade participants collected canned goods from community members. To gather everyone helped the city reach the goal of gathering over 1,000 pounds of canned food for the Salvation Army.

Businesses and police supporters take part

Many of the floats represented businesses and organizations in the community. Participants included Precision Care, the Mesquite Elks Lodge, Honda Car Wash, and the Virgin Valley High Interest Club.

"I appreciated the businesses that participated in this," Mesquite resident Kara Kelly said. "You really happy about everyone who was here and I like to meet, because when I was young I did wonder so I know how tough it can be. Good for them for putting it all together."

Many of the floats in the parade had



Mesquite City Hall adorned with the holiday Christmas tree and blue light for Project Blue Light.



Blue lights to show their support for the Mesquite Police Department. Project Blue Light is a national program designed as a way for people to honor local police and law enforcement officials by using the colored lights.

They're doing a lot more in Mesquite than have good. I asked Kara Kelly's husband, Karl Kelly. "I think its really becoming an overall theme here."

The float entry in the parade had Mayor Allison, Santa Claus and Mrs. Claus on a vintage Mesquite firetruck waving as they passed by.

The combination of holiday fun and the opportunity to interact and help others made it a special night.

"It's nice to see the families and the little kids, and it's fun to see all the kids who are participating," Kara Kelly said.

"Another big part of this is gathering food for the Salvation Army and it gives the kids a chance to give back, so I appreciate and support that. This entire thing has been a wonderful experience."

Above: One of the trucks decked out with lights during the Mesquite Parade of Lights Food Drive on Dec. 5. At left: A van decorated with blue lights for the parade.



The Whale460 has had a long happy life here in Mesquite, and always feels good to give a little back.



After the parade, the Whale's next task became being part of the Christmas Holiday display at our house in Mesquite.

Prez Sez

2018 was a pretty good Ultra Van year. We traveled about seven thousand miles and spent 106 nights in our coach. When visiting friends and family we prefer to sleep in our own home away from home. No need to worry about the comfort of a strange bed. We are always comfortable in Mini Mo's bed. The only mechanical issue we had was a dirty carburetor. I have seen that with our modern fuel the alcohol eats the fuel lines and carburetor material. Fuel filters don't keep the junk out of the bowls and the need to be cleaned about every 18 months. One more thing to add to the preventative maintenance list.

We are planning our adventures for 2019 and looking forward to our national rally in Nebraska and catching up with old friends and meeting some new ones.

Here's hopping everyone has a fantastic Ultra year.



Our sympathies go out to the Mellos for the loss of Jerry's brother. Please keep them in your thoughts.

Are These RV Kitchen Fire Dangers Lurking In Your Rig?

By Rene Agredano - The Full Timing Nomad
Submitted by Rosie Walker

One minute you're broiling a tasty dinner in your RV oven, the next you're running for your life. In the confined space of a home on wheels, even a small RV kitchen fire can destroy your rig in seconds. When you're [cooking on the road](#), be alert for some of the potential causes of fires that may be lurking in your kitchen.



Do you have RV kitchen fire dangers in your rig? Image courtesy Patrick Robinson.

Cooking fires are the number one cause of home fires and injuries, according to the National Fire Protection Association. What causes most of them? Usually when someone isn't keeping an eye on the food being cooked. Besides monitoring your flaming stove top, be on guard for these scary RV kitchen fire dangers.

1. Combustibles near the stove

We all like to add a personal touch to our RV kitchens. For many of us that means hanging cute pot-

(Continued on page 11)

Kitchen Fires (cont.)

(Continued from page 10)

holders and dishtowels around the galley. Some of us also hang our paper towels there too.

But have you ever considered that one wind gust could blow those combustibles right onto your stove top flame and ignite a devastating fire? Move your paper products, dish towels, and other combustibles as far away as possible from any flame source.

2. Opening the oven door when you see smoke

A RV kitchen fire starts because it's fed by fuel, oxygen and heat. If you see smoke pouring from your RV oven, stop and remember that the *oven* is not on fire, just your food.

"Ovens are designed to hold in heat and if needed, fire," says retired fire service RVer and iRV2 Forums member [Firebug5](#). Keep the oven door closed to remove the oxygen source and turn off the oven. Get out of the kitchen and call 911.

3. Using water to extinguish a flame

Reaching for water when fire gets out of control is human instinct. Unfortunately using water to extinguish a RV kitchen fire is a bad idea. Here's why:

Water just makes it worse

Dump water on your RV kitchen fire and you'll cause the flame to scatter in all directions. Fire experts at the National Fire Protection Association advise keeping a lid beside your pan when cooking.

"If you have a fire, slide the lid over the pan and turn off the burner. Do not remove the cover because the fire could start again. Let the pan cool for a long time. Never throw water or use a fire extinguisher on the fire."

4. Being careless with cooking oil

A RV kitchen fire can also ignite when cooking oil gets too hot. Even if a flame never touches your pan, oil that's too hot can spontaneously ignite. Further, if smoke rises from hot oil on your stovetop, that's a clue to turn off the heat, move the pan away and place a lid over it.

RV fire expert Mac the Fire Guy suggests keeping a box of baking soda on the kitchen counter. Since baking soda is the ingredient in powder extinguishers, you can use it to put out minor flare ups contained in the pan.

If you try the baking soda method, pour it from a few feet away since dumping it into the pan can spread the fire outward.

More preventative action

RV galleys are small and a fire can spread in the blink of an eye. After cooking duties, be sure the oven is turned off and stoves are cool before replacing cooktop covers (or resting flammable products on top). If you are on an extensive trip (or any trip for that matter) it's always best to be ready for [RV catastrophes](#) in the aftermath of a severe fire.

Nobody expects to suffer the effects of a RV kitchen fire, but when it happens, you could lose everything—including your life! Don't wait. Learn the importance of [fighting a RV fire](#) and educate yourself about [fire extinguishers for the RV](#) to keep your family safe on the road.

DEALING WITH THE PREADDED SPRAY FOAM INSULATION

By Larry Forman


In the 500 series of coaches, a rigid spray foam insulation was used. I believe that the sprayed in foam contributes to aluminum skin corrosion by retaining trapped moisture. For UV 545, I had to replace several of the aluminum skin panels and decided to replace most of them due to corrosion from the inside outward. Now it is time to remove more of the rigid foam that was not removed when replacing body panels. The discussion below explains that I was able to remove the rigid foam at the rear corners without needing to remove the storage cabinets above the bed.

Here are the photos of where the foam has been removed in the ceiling area rearward of the bathroom in UV 545.



Passenger's side in front of the fiberglass corner with the foam gone

I found that by using two different rigid putty knives I was able to remove much of the foam without removing the cabinets or doors. I had one that was about 2-1/2 inches wide (too wide) but it has the ability to screw on an extension. I have a 16 inch screw-in extension which was about perfect. The newer one I bought was an 1-1/2 wide rigid scraper and it was easier to take smaller bites. I have longer arms, which helped, but it still took several days to get most of it out.



Driver's side in front of the fiberglass corner with the foam removed



Passenger's side under the fiberglass corner with the foam removed



Center piece in front of hatch



Driver's side under the fiberglass corner with the foam removed

Now I need to see if I can use welding rods as bows to support the rock wool. I will also want to install thin aluminum sheeting on the under side to prevent anything from damaging the rock wool bats.

Onward to installing the Reflectix and rock wool bats before moving forward.

I still need to cut and chemically process three 4 foot by 9 inch aluminum skin panels to replace the ones in the roof center sections with some corrosion.

(Continued on page 13)

(Continued from page 12)

Here are some photos of recent progress.



Panel in front of rear hatch with insulation

This photo was the first panel I insulated being the large roof panel in front of the rear hatch. I used two approaches: one was keeping the rods straight for the crosswise rods. The front edge I tried making a lazy Z bend and hooked the rods on the aluminum edge parallel to the roof skin. I decided after this that it made more sense and easier to just keep the rods straight. I will add thin sheet aluminum as interior skin here to protect the rock wool and screw the aluminum to the edges of the ribs.



Panel in front of rear hatch with insulation

I might use the lazy Z rods for the rear most corner panel insulation into an added aluminum strip shown here. ➡

The rearmost 9" x 4 ft. center roof panel was the worse of the center 9" roofing panels, so I replaced it now as shown in this picture to the left.



More rear driver's corner insulation



Welding rods holding rear driver's corner insulation

In this picture to the right, I used the welding rods to temporarily hold up the Reflectix until I added the rock wool.

Those rods will well support the forward insulation in that rear corner as shown at the left, but I will add more rods running crosswise into the added aluminum strip not shown in this photo.



Reflectix temporarily held by welding rods

In the picture to the right, I have an aluminum strip with plenty of holes that will hold the lower end of the crosswise rods supporting the rearmost insulation. The aluminum strip is not yet attached. I will see if the lazy Z shaped rods will support the rearmost insulation. They will likely need to be deliberately bowed to support the insulation and have both ends bent to keep the rods under tension. I will see if I can screw the aluminum skin pieces into the thin aluminum strip and for the other ends into the ribs. I will need at least two sheets of aluminum for the compound curves.



Driver's side storage insulation

I am going to need to purchase more Reflectix and rock wool soon as I was not sure I was going to re-insulate the roof, but I am glad I am getting this done and now is a good time during the off season. I hope I can feel the improvement with the new insulation. It IS a lot of work, but what else with Ultra Vans is NOT?



Short Reports

Bits of information from our members

Ed—Contributions to the newsletter do not have to be fancy page long articles as shown here by these snippets from our members. Let's hear from you.

Bill Bikle—My Ultra van has been sitting for years needs restored- have a lead on 140 engine for \$400 may get changed & running this year. *Ed—Bill has coach #455*

Chris Brown/Molly Bacon—Some of the money from the sale of our house in Georgia went for a Turkel (#328) house, even though he has to share it with the enclosed trailer. Next spring, he'll get some gravel to stand on. But right now, there's snow on the ground.



Denny & Dollie Sharp—We've been doing nothing with nothing and have nothing to write. Thanks and looking forward to another great Ultra Van year.

Jean Snell—Not very exciting stuff so far, but UV393 has new tires and the balky spark plug has been removed. After sitting since 1990, the refrigerator/freezer, the range/oven, and the rooftop air all work well. The floor is solid, likely because it was sitting in a barn since 1990. The interior condition is really quite good. The engine is going to be a major deal. Still trying to sort out the 12 and 110 volt systems. Rodents had quite a time behind the fridge. I have three of the original wooden folding chairs that came with the van



Having difficulty getting a title since a VIN inspection is required because the vehicle came from out of state and our local PD does not do them. Things have not been going quickly and they will likely slow with the pending cold weather. Headed to Valley Center for sage advice and counsel.



John Sargavy— John bought a 64 Monza convertible to restore. *Ed— John is in Liverpool, England and also sent me this short autobiography when I checked whether he had an Ultra Van.*



No, no Ultra Van but about 15 years ago I got the urge to get another Corvair - my first car in 1967 was a 4-door, 1960 Corvair I got for \$90. In my research to find another, learned about all the variations; the Rampside, Loadside, Greenbrier, camper, Lakewood, the Corvair-powered boats and aircraft but when I learned of the Ultra Van just had to join your Club. I grew up in New Jersey and sailed to Liverpool in 1988 in a 21 foot sailboat, "Athelon", married and settled here. I may never get an Ultra Van but I think they're fantastic! *Ed—a 21" sailboat all the way "across the pond."* Adventuresome to say the least! Thanks, John for your story.

Mark Lynch—#TU100—no progress to report, but Mark sent his dues with this cute Christmas card.



CLASSIFIED ADS

Available:

Ryerson Manual

The Ryerson is available in two forms, Printed and on a searchable CD.

Printed Manual \$60 plus shipping

Printed Manual and CD \$70 plus shipping.

CD \$17 postage paid to the contiguous U. S.

Shipping is based on your choice of shipping options.

Please send me your address and I will let you know what postage will be.

Eric Kirven, 3585 Cerritos Ave., Long Beach, CA 90807 Ultravan345@Yahoo.com

UVMCC Membership

E Mail for the Treasurer is at:

uvmcc_membership@yahoo.com

Join Today!

Web Site:

<http://www.ultravan.club>

Dave Peterson's Daughter

Patty Mello had a chance discovery recently when member Patsy Husmann contacted Patty about Ultra merchandise. At that time, Patsy mentioned that she was Dave Peterson's daughter.



Yes, THE Dave Peterson, the creator of the Ultra Van. She has lots of stories to tell. The Western group has arranged a rally to include Patsy and her husband, Ronald. See [page 5](#) for all of the details on the rally.

Whales on Wheels (WOW) is the quarterly publication of the Ultra Van Motor Coach Club, Inc., (UVMCC) a chartered chapter (#008) of the Corvair Society of America (CORSA). Incorporated in 1967, UVMCC is dedicated to the preservation, enjoyment, and use of the Ultra Van, a 22 foot, unique, motor home, which was designed by David Peterson and built in Kansas until 1970. About 365 units were built.

UVMCC is open to anyone with an interest in Ultra Vans. Annual dues are \$5 for an emailed newsletter and \$15 for a mailed newsletter. Application and payment should be made to the Treasurer.

Make checks payable to Ultra Van Motor Coach Club and mail to:

Molly Bacon, 5425 Morrow Rd., Gladwin, MI 48624

Stories, articles, photos, memorabilia, or any other item for publication should be sent to the editor by the 15th of March, June, Sept, and Dec. Send newsletter submissions to WOW by email to the Editor:

Molly Bacon, mollybacon@yahoo.com

Digital submissions are preferred, but even hand written are acceptable. Mail to:

Molly Bacon, 5425 Morrow Road, Gladwin, MI 48624

Authors are asked to submit at least a photograph of themselves for the article with any other relevant photos.

Technical material will be sent to the Technical Coordinator for review.

RARE FIND



This rally placard was found on Pat Jennings' UV409.

The Barrett Lake rally was held January 27-39, 1977 at Waddel's Barrett Lake Trailer Park, sponsored by P.W. & Evelyn Donaldson, UV436 and Henry & Dorothy Yakel, UV391. 58 Ultra Coach families attended, apparently including Ted & Trudy Sellard's UV409.

Ultra Van Childhood Memories

described by **Chuck Hanson**

Cyndie and I left Mesquite bright and early on October 26 for the 41st Annual Great Western Fan Belt Toss and Swap Meet in Palm Springs, CA. 300 miles later we pull in to the local Walmart to stock up for the next 3 days of camping out. As we are exiting the Whale460, we are accosted by a very excited woman who introduced herself and her husband as Kathy and John Acosta. She then tells us that her family had an Ultra Van when she was a child, and how she still loves the Ultra Vans.

Now, we all have had people mistake the Ultra Van for something else in their distant past, but Kathy called out the Ultra Van by name. "So," I say to myself, "maybe they really did have one".



She then produces the two pictures of her and her sister in front of what appears to be UV 201, purchased new by her parents, Bob and Jean Kohl, in 1965.



Kathy and John came to the Fan Belt Toss the following day to relive old memories, and to add a few new ones to a story that dates back over 50 years.