

niagara frontier



VOLUME 48, NUMBER 5

May 2020

Formed By And For Those Who Still Appreciate The CORVAIR Automobile

Note: Membership dues are due July 1st 2019 for the 2019-2020 membership year please send to Dick Dahmer 53 Melberry Trail, Orchard Park, NY 14127



Ken Kittle and a friend took a cruise out to Wyoming County to see some windmills. Glad to see some are getting out and about in their Corvairs Thanks for the picture.

MEMBERSHIP DUES

Club Membership - \$10.00 per year for e-mail newsletter. \$15 per year for postal newsletter. Dues may be paid at monthly meeting or by mailing to:

Dick Dahmer 53 Melberry Trail, Orchard Park, NY 14127 Membership year runs from July 1 to June 30.

-----Membership APPLICATION-----

NIAGARA FRONTIER CORVAIR CLUB

NAME _____ CORSA Member? Yes/No _____

ADDRESS _____

CITY _____ STATE _____ ZIP _____

PHONE _____ E-MAIL ADDRESS _____

DATE _____ Check one: E-Mail _____ Postal _____

MAKE CHECKS PAYABLE TO: NIAGARA FRONTIER CORVAIR CLUB

Niagara Frontier Corvair Club
C/O Gary Swiatowy
7838 Chestnut Ridge Road,
Gasport, NY 14067

-----ESTABLISHED 1973-----

A Chartered Chapter of the Corvair Society of America

President	Pat Murphy	(716) 861-8749
Vice President	Joe Pendolino	(716) 837-5070
Secretary	John Dawley/Joe Pendolino	(716) 832-8551
Treasurer	Dick Dahmer	(716) 480-7713
Membership	Joe Grifasi	(716) 688-6041

Club Membership - \$10.00 per year e-mail newsletter, \$15 per year postal newsletter. Dues may be paid at monthly meeting or by mailing: to the Club address above . Membership year runs from July 1 to June 30.

NFCC Events and more!

NFCC MEETING SCHEDULE

All NFCC meetings and activities have been cancelled until further notice due to the COVID 19 pandemic.

Awhile ago I sent out the Clutch Artist's Calendar of events. Pretty much everything in the short term future is likely cancelled as well. If you have any questions, there is contact information with each event. But at this time, it is pretty clear, the car and cruising season is pretty much on hold. We will keep you posted on any changes at <http://www.showandcruiseneews.com/>

But as I write this, life as we knew it is pretty much on hold. Even event organizers who have events planned in August or September have to consider when and if they make a cancellation.

There are awards, and dash plaques that have to be made ahead of time. Not to mention flyers to print and distribute. I have not pulled the plug on Hartland's show, but come the end of June, a decision will be made, depending on what the pandemic situation is.

2020 CORSA CONVENTION CANCELLED

Hello CORSA Chapter Officials,
By now, you have probably heard the latest announcement about the 2020 CORSA Convention in San Diego. But if not, here it is. 2020 CORSA CONVENTION POSTPONED TO 2021 YOUR ATTENTION PLEASE!

Due to the COVID-19 pandemic, the San Diego Corvair Club and CORSA President Mike Hall made a joint decision to cancel the 2020 CORSA Convention that was scheduled to occur in San Diego. However, there is a silver lining. Please keep reading....
SEE YOU IN SAN DIEGO NEXT YEAR!

We are happy to announce that the Crowne Plaza San Diego -Mission Valley, has agreed to host our convention next year. So mark your calendars. New dates: July 27-31, 2021.

WHAT IF I ALREADY REGISTERED?

In terms of reservations, please consider the 2021 convention to be a completely new affair. Your current hotel reservations will need to be voided and your convention registration fees will need to be refunded. Here's how we'll handle this: 1. Regarding your 2020 hotel reservation. Please contact the Crowne Plaza San Diego -Mission Valley and cancel your reservation. They may have already cancelled it for you, but call them to make sure. The phone number is (619)297-1101. Also, please cancel your airline tickets, train tickets and rental car reservations if you haven't already done so. 2. Regarding your 2020 convention registration. Convention Coordinator Harry Jensen is cancelling all the registrations made so far. If you paid the registration fee, we will refund it. So, you should not need to do anything with regard to your 2020 Convention Registration with CORSA.

CORVAIR – THE NEXT GENERATION

The CORSA mini convention known as “Corvair – the Next Generation” is still scheduled to occur in Springfield, Illinois from June 17 to June 20, 2020. Complete information is available at this address: <https://www.corvair.org/chapters/chapter627/mini2020.htm> Get your reservations in for the hotel and register for the Mini. It is shaping up to be a fun filled 4 days with your friends and your Corvairs.

Allan Lacki, CORSA Board Secretary
redbat01@verizon.net

cc: Lorrie Tustison, John Jackson and the CORSA Board



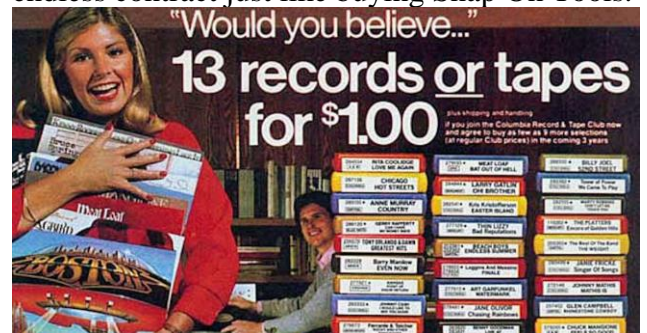
The following article I borrowed from the North Georgia Mopar Club Newsletter. Thought it was interesting and well written.

Back on the Track

By Daniel Clark



For those of us that are living in our 60's, the 60's and 70's music was a big part of our lives. The car also was a huge portion of that same life. There were cars all through the music; Little Deuce Coupe, Hot Rod Lincoln, 409, and many, many more. If we needed cars in our music we also needed music in our cars! The way we got there was the 8-Track. By the 1970's everybody had one in their car, or at least were saving up to get that special Pioneer or Craig player. Everyone got those ten new 8-Track cartridges for a penny from Columbia House then you were locked into that endless contract just like buying Snap On Tools.



When we first got our new 8-Track cartridges they played great and the music was Groovy. We kept our collection in little black plastic boxes made to look like leather.




We kept the black boxes on the back seats of our cars, made of black vinyl, we kept them in the car all summer and winter. What could go wrong?? They are made of plastic...THE wonder material of our generation. ..RIGHT?? Then things started to happen; a little slow here, garbled there, sometimes the player ate the tape and left you a pile of ribbon on the front seat at 55 mph, or worst yet just consumed the whole thing until you could not even remove it. Everybody had the special matchbook and knew where to place it for each tape in order to make it play.... and then...POOF....just like that.... the 8-track was gone. Most people under 30 have never seen an 8-track and very, very few have ever heard one play. Fast forward 40+ years to last fall. Susan and I are walking through an Antique/ Pawn shop and there on the shelf was an Electrophonic AM/FM, 8 Track player!! It was an in home unit but it was cool, the tuner and balance controls looked like radar screens.... real 1960's!! When asked, the owner replied the radio works and the 8 track played about as bad as they all did. NO Guarantee!! So I left it there. At Christmas my son Grant asked Susan what he could get me for Christmas, and she told him of the Electrophonic unit. Grant took a chance and I got a great Christmas gift. I went to the garage and dug around and came up with some old 8 track cartridges and yes they played as bad as I remembered. I went on line to find someone to repair the unit, and that's when I got a big surprise. More often than not, the problem is not the player, but the tape cartridges themselves. But what was amazing is that the cartridges can be restored very easily and for very little money! As I am writing this article, Bob Seger and the Silver Bullet band is playing in the background.... I just finished listen to Jim Croce. Both of these are the exact same cartridges I got for a penny from Columbia House in 1972!!!!. I will tell you how to restore your old 8-track cartridges, so if your car has an 8-track player in dash or under you can get Groovy again.

Repairing an 8-track

So lets talk about restoring those old 8 track tape cartridges. If you have never had an 8-track cartridge apart they are amazingly simple. There are only two moving parts, a small plastic or rubber wheel sometimes called the pinch wheel.

This wheel pinches the tape between it and the capstan in the player itself. As the capstan turns this pulls the tape across the pickup.



The second moving part is the tape roll or spool. What is interesting about this is the tape is one continuous loop. This loop is fed out at the inside center of the spool and wrapped around the outside. Here is where the magic happens... the center of the spool is about $\frac{3}{4}$ " in diameter; so for every revolution of the spool, about 2.3" of tape is let out. But because the outside of the spool is 2", for every revolution of the spool, 6.28" of tape is wound up. Impossible right? The way this is accomplished is the back of the tape is impregnated with graphite that allows the layers of tape on the outside of the spool to slip around the spool and each other. Do you remember the trick of pulling out some tape, then giving one side a quick pull and the tape wound itself back up? This graphite is what causes the first problem. As the cartridge plays the tape, a small amount of graphite builds up on the pinch wheel and after a time the tape slips and starts to play slow. All we have to do is clean this wheel with a little rubbing alcohol and the tape is back up to speed. The second problem we have to address is the small foam block that is behind the tape at the point where the tape runs across the pickup head. This spongy foam block keeps the tape in constant

contact with the head. Heat causes this block to break down, then the sound gets garbled. Remember we kept our tapes in black boxes in cars with black interiors in the sun? If you touch this block in a forty year old cartridge it just disappears. The only other thing we have to worry about is the little metal tape splice that joins the tape into a loop and tells the player when to change channels. Replace it and you are ready to Groove. That's all there is to getting your tapes back in running order!!! The Internet is full of YouTube videos on how to take the tapes apart and accomplish this simple task. "Kate's Track Shack" katestrackshack.com has all the supplies you need. Along with some rebuilt players. Barry's 8 track repair can repair your player if needed and he has some interesting You tube videos as well. The only word of caution I have for you is this: An 8 track player runs the tape at 3.75 feet per second, or 225 feet of tape per minute. This means an 8 track cartridge that has 30 minutes of music divided by the four channels has about 1687 feet of tape wrapped around the spool! IF you open the tape cartridge up side down and allow the spool to fall out you have a mess almost beyond description. Then if you take the

two plus hours to untangle the mess be very sure you wind it back on the spool with the right side up!! Otherwise your Bill Halley and Comets plays backwards and sounds like Black Sabbath on a bad trip!! Just saying!!



So how many NFCC members have or had an 8-track player in their Corvair? Come on, speak up! I actually had several in my Corvairs over the years, but currently none installed. I do though plan on it and have several 8-track units ready to install.

+++++



Thanks again to Ben Wild for providing some excellent pictures for ur newsletter. Pictured is the former Glen Owen Corvair in front of the Central Terminal and another couple of cool locations In Angola I am not familiar with.






Thanks Ben!

On the positive side! Clark's Corvair Parts has been re-opened! Not a full crew as yet, but if anyone needs anything, this is a great time to support our parts supplier!

Everyone, stay safe! But get some of those put-off projects going. And send me a picture or 2 of anything going on, anyone out and about in their vairs? Gary



FYI – The Central NY Corvair Club Recall has been cancelled for 2020