


## FULL BEARING THROTTLE LINKAGE ACCESSORIES and TOOLS

First let me say that I hate rust, corrosion, sloppiness, binding and poor design so 10 years ago I designed the Full Bearing Throttle Linkage to eliminate all the slop and binding of our 50 year old throttle linkage. It has been a great success with over 500 units sold. By using Stainless Steel and Clear Zinc plated parts there will never be any rust or corrosion. Next I moved onto transmission and tunnel pivots. Another hit. All throttle and pivots kits will work in an FC. Catalog now has over 36 item in it including the new redesigned Clutch Cables for all years, sorry no FC cables. Also a new 140hp Non-progressive Linkage Kit. Plus a tool sections. More tools to come.

Look thru this catalog and if you have any questions or comments email me at the address listed on the last page. If you can think of an item that should be looked into for a better design or maybe one that is not available any more, again, email me. I'll see what I can do.



COMPLETE 140hp KIT, 1965 pictured above.  
1965 140hp linkage users please see special notice on last page.



COMPLETE 140hp KIT, 1966-69 pictured above.



1961-69 110 or 2 CARB KIT, pictured above




Linkage Kit for 1960 (Motor is 1964)



110 or Two Carb Linkage Kit  
used with manual choke



Linkage for Ray Sedman's EZ-EFI



110 Linkage Kit on my 1962 Motor





1965 Complete 140hp Kit



1965 140hp Right Side.  
Adjustable Secondary's.



1966-69 140hp Right Side.  
Using Choke Lock-Outs.



**NEW – 140hp Non-Progressive Linkage.**  
All 4 Carbs move as one - Left Side Shown.  
Appearance is just like the 1965 140hp Linkage.  
Will work on 1966-69 140hp with the Choke Lock-outs removed.



Holly 390 4 Barrel Linkage.  
You do not need to modify your stock Accelerator Rod to install this kit.



Turbo Linkage Kit, available with or without Adjustable Link



Turbo Adjustable Link



## Transmission Pivots.




1961-1965 4sp Transmission Pivot




1966-69 3sp & 4sp Manual Transmission Pivot  
Shown with 5/16 Bolt. Also available with 3/8" Bolt.

## Tunnel Pivots.



1961-64 Tunnel Pivot



1965-69 Tunnel Pivot

**Aluminum Clutch and E-Brake pulleys.**

**Emergency Brake All Years**



Stock

Mine

All pulleys are made from 2024-T3 Aluminum.

All pulleys are a bolt in replacement.

All clutch pulleys have an Oilite Sleeve Bearing

**1960-64 Clutch**



Stock on top, Mine on bottom

**1965-69 Clutch**

My 1965-69 Clutch pulley is made in two pieces. This reduces the cost of the pulley and allows the Oilite Bearing to be inserted and machined smooth on both sides.



OEM Stock



What the Vendors sells as replacement .

Mine

**Stainless Steel Turn Signal Levers**  
**With New Plastic Knob**

**\*\* ALUMINUM KNOB NO LONGER AVIALABLE \*\***

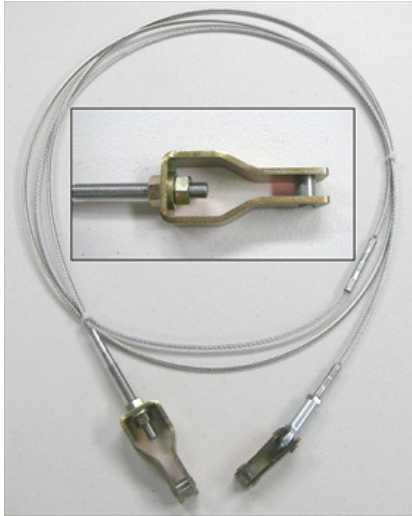


New knobs and correct length and bend angle for non-Telescopic columns.

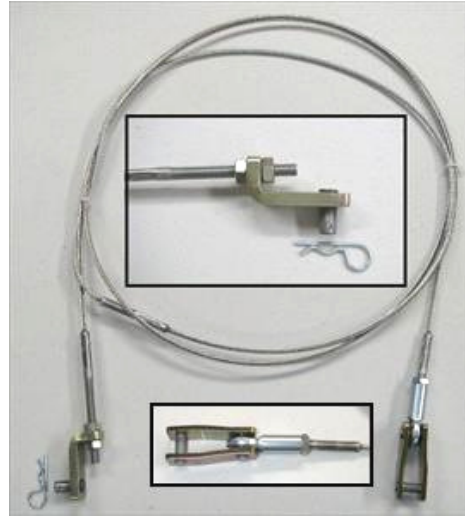


## 1960-69 Clutch Cables. Drop in Replacement


Stainless Steel Cable and couplers. **All cables come with a new Clutch End Clevis.** 1960-68 cables have a new designed pedal end clevis to delete the cable ball and replace it with a HEIM joint. On the 1965-69 cable I have replaced the six foot steel rod with a 1x19 Stainless Steel cable, like the 1960-64 cable. Cable connections are swaged using a 20 ton press and the cable connections are filled with J-B Weld for a little extra grip and to keep them water tight.



1960-64




1965-68



1969

### 1960-64 Clutch End Clevis

The GM OEM 1960-64 clutch end clevis is no longer available. I have designed this new clevis so that it will work with the stock cable.



### 1965-69 Clutch End Clevis

Redesigned 1965-69 clutch end clevis so you will never twist the clutch cable again. This Clevis will work with the Stock Cable. Connecting pin in installed using the hot Revit technic and a 20 ton press. Comes complete with a Hair Pin style carter pin.






## Oil Filter Adapter Bolt for use with External Oil Pressure Gauge

Use in place of the OEM oil filter bolt to add an external oil pressure gauge.  
Accepts any gauge with a 1/8-27 NPT connector



Comes with Copper Washer, you must supply gauge. If you do not have an external gauge see next page. Male threads are case hardened.

## Oil Filter Adapted Bolt with an External Oil Pressure Gauge



Comes as a Unit ready to install

Available with your choice of any of the following 1 1/2" gauges. China or Name Brand Oil Filled Gauges, (all are oil filled).



## Billet Aluminum Fuel Pump Delete Plug



Available in either short 1/4" or tall 5/8" tops.  
Custom plugs available upon request.

## 1960-64 Vent Speaker mounting brackets



Mounts speakers to the kick panel vents, uses 5 1/4 inch round speaker (not included).  
These are pre-bent and unpainted. Paint to match your interior.

## Yoke Puller for 1960-1964 Axles



Yoke Puller



Yoke Puller installed for use On 1960-64 Axle



## PRICE LIST

<u>YEAR</u>	<u>THROTTLE LINKAGE</u>	<u>PRICE</u>
1960	2 Carb Kit	\$120
1961	2 Carb Kit for Manual Chokes W/templates to mod choke cable mounts.	\$100
1961-69	110 2-carb kit	\$100
ALL	Ray Sedman EZ-EFI Throttle Linkage Kit	\$110
1965	140hp Complete kit	\$220
1966-69	140hp Complete kit	\$250
1965 Style	140hp <b>Non-progressive</b>	\$220
ALL	Holley 390 4 Barrel Kit	\$100
1962-69	Turbo Kit with Adjustable Link	\$100
1962-69	Turbo Kit with without Adjustable Link	\$ 90
ALL	Turbo Adjustable Link	\$ 10
<b><u>PIVOTS</u></b>		
1961-65	4sp Transmission Pivot	\$ 90
1966-69	3sp & 4sp Manual Transmission Pivot	\$ 70
1961-64	Tunnel Pivot	\$ 65
1965-69	Tunnel Pivot	\$ 45
<b><u>PULLEYS</u></b>		
1960-69	E-Brake Pulley ( <b>3 req per car</b> )	Each \$15 <b>Set of 3</b> \$40
1960-64	Clutch Pulley ( <b>3 req per car</b> )	Each \$25 <b>Set of 3</b> \$70
1965-69	Clutch Pulley ( <b>1 req per car</b> )	\$20
<b><u>DIRECTIONAL LEVERS</u></b>		
1960	Directional Lever New Plastic Knob	\$20
1961-64	Directional Lever New Plastic Knob	\$15
1961-63 FC	Directional Lever New Plastic Knob	\$15
1964-65 FC	Directional Lever New Plastic Knob ( <b>Exc. Deluxe</b> )	\$18
1964-65 FC	Directional Lever New Plastic Knob Deluxe	\$18
1965-66	Directional Lever New Plastic Knob	\$18
1967	Directional Lever New Plastic Knob	\$18
1968-69	Directional Lever New Plastic Knob	\$18
<b><u>CLUTCH CABLES &amp; CLEVIS</u></b>		
1960-64	Clutch Cable. Complete	\$70
1965-68	Clutch Cable. Complete	\$70
1969	Clutch Cable. Complete	\$65
1960-64	Clutch End Clevis	\$20
1965-69	Clutch End Clevis	\$15
<b><u>ACCESSORIES</u></b>		
ALL	Billet Aluminum Fuel Pump Delete Plug	\$10
1960-64	Vent Speaker Mounting Brackets	\$35
ALL	Adapter Bolt w/Copper washer	\$20
ALL	Adapter Bolt&Washer with <b>China Gauge</b>	\$30
ALL	Adapter Bolt&Washer with <b>Name Brand Gauge</b>	\$50
<b><u>TOOLS</u></b>		
1960-64	Yoke Puller	\$15

## **Special notice for 1965 140hp Linkage Kit**

I would like to know if you are using or going to use the 'Seth Emerson's style' HEI Distributor with the 1965 140hp linkage kit. If you mention that in your order and I will include the 'Seth Mod' in the linkage kit at no extra cost.

### **Shipping**

Shipping is \$20 for up to three kits. No shipping for the pivots if purchased with a linkage kit. They fit in the same box. Otherwise Trans Pivot shipping is \$14, Tunnel Pivot shipping is \$7, Turbo Kit shipping is \$14 and the Turbo Link shipping is \$3. Shipping for Pulleys is \$4 for up to six pulleys. Contact me about shipping costs not listed. I will combine shipping to save a few bucks.

Please contact me for shipping costs to Canada and overseas locations.

I accept money order or personal check. PayPal is OK but add 4% to the total. Use email address 'rlparent@cox.net' for PayPal. All kits are built to order and take a few days to build, assemble and test fit everything before I ship. Kits will ship two or three days after payment is received.

A copy of the install instructions for any of the kits is available upon request, email only. All kits come with a printed copy of the instructions.

Any questions drop me a line at [rlparent@cox.net](mailto:rlparent@cox.net)

Address:  
Roger Parent  
1349 Clove St.  
El Cajon, CA 92021

Thanks again for your support.

Roger