

Heart of America Corvair Owners Association

VairCor



August 2023

Volume 59-8



In this issue

Calendar of events....	2
President's message...2	
Preventive	
Maintenance series....	4
Classifieds.....	7
Other events and	
tidbits.....	8

July Meeting

General Meeting at Paul and Jack's Tavern

Greetings, HACOIA members! We hope this newsletter finds you in high spirits and enjoying the summer with your beloved Corvairs. The July meeting was a great success, and we have lots of exciting updates to share. Here's a recap of what happened during our meeting.

The meeting commenced with President Scott Allison calling it to order promptly at 7:00 pm. He welcomed all attendees and expressed gratitude to Fred and Sharon Bybee for hosting the June meeting in the Park.

Gary Moore was not present at the meeting due to a successful carpal tunnel surgery earlier in the day. We wish him a swift recovery. On the other hand, Kevin Koch was in attendance and feeling good.

Don Wagner, our Membership Chair, acknowledged the assistance provided during the Concours at the Convention and thanked all who contributed.

During the open floor session, various members shared their achievements:

- Kevin Koch reported the successful return of a wire wheel cover using the power of social media.
- Janet and Michael Kliethermes celebrated their '65 turbo winning Gold in Concours at its debut.
- Tim Kienzle proudly received Silver in Concours with his '65 turbo.

Several committee updates were shared during the meeting:

- Newsletter: Chris & Meaghan Green have been doing a great job with the newsletter, which is currently in the old format but still effective.

Continued on page 6

HACOA Calendar at a glance

Date	Event
Tuesday, August 8	Monthly meeting, Paul and Jack's Tavern, North Kansas City, MO
Tuesday, September 12	Monthly meeting, Paul and Jack's Tavern, North Kansas City, MO
Saturday, September 16	Working Tech Session, Dawson residence, Belton, MO
Sept. 29-Oct. 1	Great Plains Corvair Roundup, Guthrie, OK

President's Tapping

President's Tapping, August 2023

July was a busy month for me. I hope this entry finds everyone doing well and being safe while enjoying the outside. The heat has me thinking about the Christmas Party! Plans are moving forward and I look forward to the fun event Paula Roberts has planned for us this year. Please be sure to RSVP early for the spectacular event.

I was able to participate in the events below during the month of July.

- Belton 151st Anniversary/4th of July Parade. Floyd Becker, Kyle Lewis, Sandy & Mike Dawson, Janet & Micheal Kliethermes, and Marcia & Taylor West joined me. There were 5 red cars (1 early convertible, 2 late model coupes, and 2 early model coupes) and 1 that identifies as a coupe in white. The parade was very short and afterwards we walked Main Street to take in the day's festivities.
- The Moore's Insulation Social was a hit and the group had the insulation in the rafters before lunch. Sheila & Cliff Carlino, Sandy & Mike Dawson, Kat & Chas King, Jackie & Gary Jones, Dorothy Morris, Cindy Anders, Beryl Speiser and of course Helen & Gary Moore were in attendance. Please forgive me if I failed to mention anyone. For lunch there were burgers, brats, hotdogs, veggies, fruit, a few different salads, and many great deserts.
- I was able to attend the July 22nd Belton Car Show where I found Sandy & Mike Dawson, Marty & Matt Olson, and Floyd Becker. It was warm but we found a shady spot and enjoyed visiting with anyone that slowed down past the cars.
- I also made it to a car show on the 23rd of July, the KC Cruisers got a few of us out to the La Fuente Cruise-in at 9300 Metcalf. Marty & Matt Olson, Adam Fisher & Tabby Saysoff, and I had lunch, visited with Judy and Luke (the sponsors), each other. The three cars got lots of attention and thanks for making the event.

I had a busy/great vacation early in July where I had lots of time to dedicate to all things Corvair. The vacation was flanked by breakfast with good friends; the Saturday it began and the Sunday it ended. During the week I had the opportunity to work with Ken Rothove on his 95HP engine, floor start and deliver Lloyd Folgers 140hp engine (which meant that Mike Dawson and I took a trip to Wichita and had lunch and got visit with Terry Kalp), work out a plan with Brad Stauffer on his 110hp engine, meet up with Dave Watson of Iowa and discuss his 150hp Turbo engine, and spend a fair amount of time on Carl Weavers 110hp engine (which is nearly ready to be floor started). I also was able to spend part of a day with Corley & Dominique Allen while retrieving a car from Columbia with Dominique. Their shop is amazing with various spaces for each type of project for both him and Corley. I also took a few minutes for myself to get both of my cars converted over to internally regulated alternators. Next will be the electronic fuel pumps...any bets

on when I get to that task?

The 29th of July is when the Corvairs go into the Museum for the month of August. I've emailed Roscoe Yoder with information on everyone that showed interest, even those with conflicts, in the hopes that he will reach out to each of us with accommodations or whatever it takes to fill up the space. It may be a mix this year of modified and stock Corvairs. If anyone in the club has an unemployed mannequin that could sport the Scooby Doo costume please reach out to myself or Wes Mellies and we'll be sure to put them to good use during the month of August.

A reminder that if you registered for the June Timeline of Transportation car show in Independence and paid you do not need to pay again to attend the August 13th rescheduled date but you do need to complete the registration form at <https://forms.gle/zwtUGCZM1JH8MetX9>. *Sorry for the crazy link but that's what I have.* If you didn't register in June because you were busy then go out and register now and come join us in August!

The 2023 GPCR registration is now available. You should have received an email from me with the schedule in PDF format. If you haven't registered yet please do so by September 1, 2023 as certain items will no longer be available after that date. Don't forget to get your hotel room secured as well. Any questions should be sent to Newslettercoca@gmail.com.

Just a reminder, the meeting date is August 8th, due to August 1st being the first Tuesday, so don't let it sneak up on you without plans to attend. And, as mentioned last month, keep thinking about what club office you would like to run for in November.

Be safe and take care of each other and yourself.

Vairy Best, Scott

THE PREVENTIVE MAINTENANCE SERIES


Mike Dawson

Driving a Corvair Without the Keys


1. A useful little device that can be carried in your billfold (or purse) for gaining entry into any Corvair is the little spring clip that holds the air baffles up against the cylinders in all Corvair engines: about 3 ½ inches long with an eye on either end. To open a wing window, gently push one end past the rubber under the vent handle with the eye to the rear of the car. Push in on the vent window and rotate the clip counter clockwise. The vent handle will unlock and you can reach in to open the side window or door. This method is quick and will not damage anything.
2. The wiring for the Corvair starter operation begins at the battery, travels twenty plus feet through several connectors and switches (depending on transmission) to end up only two feet from the battery where it started. To bypass all of that, run a jumper wire from the positive battery terminal to the purple wire in the two wire connector found at the left front of the engine compartment. Unplug the connector and touch the jumper wire to the purple wire that leads through the rubber grommet in the sheet metal to the starter. Anytime you make the connection, the starter will engage. The engine will only start if the key is on, so you can use this for compression checks, setting dwell, mechanical fuel pump testing etc. A commercial remote starter is a good tool to have. To actually run the engine you need the next step.
3. During normal running, the coil receives less than six volts to the + terminal because of a resistance in the wiring (1.8 ohms). Full battery voltage is supplied only during the cranking to help starting under extreme conditions. If you apply 12 volts during running, the points will quickly burn and the engine dies. To run an engine without using the ignition switch, make up a jumper as follows: cut a length of standard wire (any gauge from 12 to 20 will work) that reaches from the positive battery connection to the positive coil terminal. Attach a clamp or large clip for the battery end and a smaller clip for the coil + terminal end. Purchase a coil resistor from a parts store (1.8 ohms is a standard listing) and attach it in series anywhere in the middle of the wire. Wrap it with tape because it gets hot to the touch. You also could use the original resistance wire from another harness. Anytime this jumper is hooked up, the engine will run until you unhook it. You cannot run other accessories with this jumper, only the ignition part of the engine. Also be sure you don't lay the wire against anything that moves when the engine starts.

When I need to drive a locked car without keys, I use all three of the above.

Vent Window Tool



Resistors



Working Tech Session & Front Yard Car Show

Saturday, September 16, 2023 12:00 – Until Finished

16001 Oakland Ave, Belton, MO

Take this opportunity to enjoy some great socializing, get to know other members, and most important, take care of any repair or maintenance item you have been contemplating doing prior to the Roundup, September 29. Come and be comfortable knowing that parts, tools and advice will be available to make sure you can drive home whatever project you take on. There will be a sign up sheet for assistance.

A sample of items that can easily be addressed during the afternoon are: greasing fan bearings, packing wheel bearings (front and rear), carburetor balancing, distributor rebuilding, brake jobs, oil changes, etc. Brake replacement requires turning drums; I can have exchange items ready if you let me know ahead of time. Also available is gas and Mig welding, sandblasting, and glass beading.

The following will be furnished: grill food, service, soft drinks and adult beverage. Please bring a dish or snack to share; grilling begins at 4:00, Cindy Anders will be the guest chef. Spouses are encouraged to attend.

Please RSVP to insure food and beverage supply and I will email all potential attendees of any changes.

Mike Dawson 816 322-4057, mdawson1961@sbcglobal.net

July Meeting, continued from page 1

- Website: Travis Bolton mentioned that there were no new updates on the website.
- Parades: Kat King listed the participants and events from various parades. Notably, Mo West is scheduling 10-12 convertibles for Homecoming on September 30.
- Tool Crib: Ken Ragan had no news to share, as Mike hasn't heard from him in a while.
- Social Chair: Paula Roberts' role was covered by Scott, who shared past and upcoming social events.

Upcoming Events

- The Great Car Show: July 16, 10 am to 3 pm, at Liberty Memorial.
- KC Automotive Museum Display: In on July 29 and out on September 2.
- Timeline of Transportation II: August 13, 9 am to 2 pm, at Jackson County Historical Society car show on the Independence Square.

Election Committee and Board Seat Elections

Members were reminded that they may be approached to sit on the Election Committee over the next couple of months. Additionally, they were encouraged to think about running for board seats in 2024 to help the committee and replace positions reaching their term limits.

Ozark International Raceway Event

An invitation was extended to members to join the MVP Track Time's 2023 Ozarks International Raceway event on July 29-30 in Gravois Mill, Missouri. Details and registration were shared.

Classifieds

The Tool Crib

Club tools for rent

Contact: Ken Ragan

212 Warner Rd, Bonner Springs, KS 66012
913-422-5778 E-mail: kenrragan@gmail.net

Tool	Deposit	Monthly rental fee
Harmonic balancer puller	\$3.00	\$1.00
Ramps, auto	\$4.00	\$1.00
Torque wrenches		
½ inch drive 20-150 ft/lb	\$15.00	\$2.00
¾ inch drive 100-1000 in/lb	\$15.00	\$2.00
Floor jacks and stands	\$25.00	\$3.50
Ring groove cleaner	\$3.00	\$1.00
Dwell/tach meter	\$5.00	\$1.00
Greaser: Fan and idler bearing	\$5.00	\$1.00
Ken's advice	\$.02	Grain of salt
Hubs: Rear (towing LM PowerGlide)	\$5.00	\$1.00
Pushrod tube extractor	\$10.00	\$2.00

Internally regulated 63
amp Corvair alternators
\$85 exchange

Rebuilt Corvair
starters with
solenoid \$105
exchange




Rebuilt harmonic
balancer
\$110 exchange
for a rebuildable
core



Mike Dawson
mdawson1961@sbcglobal.net
816-322-4057

Reproduced end plates for the 12 and 8
plate oil cooler. These are the two pieces
of sheet metal that help keep all the hot
air from the oil cooler moving out the
bottom instead of back in to the engine
compartment. \$10 each






AMSOIL

The First in Synthetics

Since 1972



KEN RAGAN
LIFETIME AMSOIL DEALERS

Ragan Enterprises
212 Warner
Bonner Springs, KS 66012-1134
(913) 422-5778
E-mail kenrragan@sbcglobal.net

Parts for Sale

Bob Shellhorn has some parts he would like to sell, including:

3 - 14" 2 bar spinner Corvair wire spoked hubcaps - \$25 each

1 - 13" 2 bar spinner Corvair wire spoked hubcap - \$25

8 - 13" stainless steel LM Corvair hubcaps, most with plastic center caps but of poor condition, \$15 each

3 - LM dash instrument panel with most gauges

chrome trim handles, lots of misc. engine components, carb. bodies, etc.

No blocks, intakes, drive train, or body sheetmetal.

Contact Bob Shellhorn at Bshell46@sbcglobal.net


Classifieds, continued

1963 Corvair/Clam Digger dune buggy for sale. All Corvair running gear and suspension, including 1965 140 HP engine with centermount carburetor, dual point distributor, and electric fuel pump. Running gear includes a '64 4-speed transaxle with transverse spring and new 13 inch tires. Needs some wiring work. Asking \$3,500. Contact Dick Berger 678-650-4246.

What's Happening?

Gasket or Barricade?

I'm all for making one's own gaskets when that individual is capable and has the right material. The picture below is how to NOT do it. The side of a soda/beer can box is about the right thickness but likely will deteriorate quickly but that's not the worst part. Whomever did it didn't have a concept of the items they were sealing together. Any guesses on how much oil got through to the oil filter or even the crankcase? My guess would be not enough if any at all. At least they cut a hole to make sure the fuel pump rod was still accessible to guarantee it started for the ultimate seizure. This did appear to be the final solution and not temporary as the bolts were torqued down.



Lesson: always be aware of the item's function and purpose when mating parts.

Scott

Belton July car show

Scott Allison, Mike and Sandy Dawson, Floyd Becker, and Matt Olson represented the club.



La Fuente Cruise-In

Scott Allison, Adam Fisher and Tabby Saysoff, and Matt and Marty Olson attended.



From the Desk of the President

That's what Paul Sargeant can now say, as he has recently been elected as the President of CORSA! Even though he's quiet about it, we want to express congratulations to Paul!

Brakes Broke!

On the way home from the last meeting, I pulled over on the shoulder of I-29 because my tires felt funny. I thought maybe I had a flat tire. When we stopped, we saw white smoke rolling out of Kit's front passenger side fender. While evaluating the situation, the brake line exploded, like a firecracker with sparks flying. Called 911, they got highway patrol, who called a tow truck. They towed it to PlatteCity for the night. Gary Jones towed it to his place the next day and replaced a lot of brake parts. Still need a hub and drum.

We had been following Ray and Dean in Punky Su. They had stopped twice on the highways to check distributor and carbs. They lost us after Platte City and doubled back to check on us. My phone would not pick up their calls. We hitched a ride with them and we all got home safe. Just thought I would share my experience and show the caring of our friends. -Kat

Insulation Installation Party

I am grateful for the help from the club to finish insulating the ceiling on my new garage. My health since the garage was roughed in has not allowed me to do much. When Scott and Helen came up with the idea of having a work day social to do the ceiling insulation I was hesitant at first feeling this was something I should take care of myself. I am now glad for the help. Recent surgeries and two more upcoming before the end of the year would have delayed the project till next year. After recovering from the knee and hip surgeries I hope to be more active.

I had spent the morning wheeling things out of the garage emptying one side. Most of the remaining contents had been placed on dollies so moving things around wasn't too tough.

The event started at 10 and work commenced shortly after. The 5+ man crew worked out well. Scott Allison manned the rolling platform I had made for the job and Cliff Carlino prepped and handed him the insulation batts. Mike Dawson and Beryl Spicer used a step ladder to place the batts. Gary Jones filled in where needed. I helped where I could but Scott, under orders from Helen, kept pointing the staple gun at me telling me to stop doing what I was doing. I have to admit the crew did quick work. They finished the job in just a little over 2 hours.

About half way through the project I left the garage to light and clean the grill. Cindy Anders offered to take over, pretty much telling me to go sit down she would take care of the grill and cooking. She did a great job by the way. Thanks Cindy.

The work crew finished just as Cindy finished cooking the burgers, brats and hot dogs. There were salads and sides to go along with the meat. And cookies thanks to Sandy Dawson's delicious snickerdoodles and Sheila Carlino's fantastic lightly baked chocolate chip.

In attendance: Mike and Sandy Dawson, Scott Allison, Cindy Anders and Dorothy Morris, Beryl Spicer, Cliff and Sheila Carlino, Gary Jones and Jackie Taylor, and Kat and Chas King.

Again thanks to everyone who came to the event. Hopefully a good time was had by all.

Gary and Helen Moore



Previous Accommodations



A logical place to spend the night.
Indian Point near Silver Dollar City,
October, 1996

SAVE THE DATE
FRIDAY
DECEMBER 1, 2023
HACOA'S
CHRISTMAS
AT
TREZO MARE
WINE ROOM

4105 N. Mulberry dr.
Kansas City, MO 64116

Four course dinner – per person \$50.
Includes fresh bread and non-alcoholic
drinks
Cocktail and social hour 5:00–6:30pm
Dinner at 7:00pm
After dinner White Elephant Gift
Exchange

HACOA Creativity

Even though it's not technically our club, this article is about a Corvair owner and racer named Jeff Moore. He's campaigned it at several events and there's a nod to the designer of the cooling fan that's used on his car, namely Charlie Clark.

<https://nasaspeed.news/cool-rides/putting-the-cool-in-air-cooled/?fbclid=IwAR3cSolgiEeyM3h3bMxhBcXbt6YEBMjxVktcbJd0CjUfwzN1jQ9P7I-4t9c>

Remember→ CORSA Membership Perks:

1) CORSA now has a formal relationship with Mecum auctions! Your membership in CORSA now permits you to purchase the \$200 bidders registration for just \$100!!

2) We have many fresh new items of CORSA-wear now available on our website. www.corvair.org [<http://www.corvair.org>](http://www.corvair.org). We have a new vendor, new artwork and new items. I think you'll be excited about the selection.

3) Please remember, if you have members who are new to CORSA, they will receive a free copy of the "Corvair Basics" book with their paid membership in CORSA.

HACOA birthdays

August	
Name	Date
Susan Liter	9
Aaron Holstrom	10
Chris Green	12
Paul Sergeant	16
Trueman Ervin	18
Meaghan Green	21
Wes Mellies	22
Travis Bolton	31