

Heart of America Corvair Owners Association

VairCor



February 2024

Volume 60-2



In this issue

Calendar of events....	2
President's message..	2
Preventive	
Maintenance series....	3
Classifieds.....	6
What's	
happening.....	8

January Meeting

As you all know, we did not have our January 9th meeting due to weather and concern for our club members. Be sure to attend our pre-Valentine meeting on February 13th!



January 9..brrrrrrr!!!!

HACOA Calendar at a glance

Date	Event
Tuesday, February 13	Monthly meeting, Paul and Jack's Tavern, North Kansas City, MO
Saturday, February 17	Cold Tuna, Kalp Kompound, Valley Center, KS
Tuesday, March 12	Monthly meeting, Paul and Jack's Tavern, North Kansas City, MO

President's Corner

So much for the wonderful new year? January turned into a "Winter Wonderland". The "wonder" was if you could get out of your driveway, much less make it to the HACOA meeting. Glad we called it off, to be safe and warm at home.

Can't emphasize how valuable it is for you to attend Mike Dawson's TECH SESSIONS. We all learn above and beyond the subject matter scheduled. Mike always gets slammed with questions that guys have stored up for months to ask him in person. We can only admire him as he answers everyone with expertise and much patience.

Reminder to update your HACOA dues so Cindy can manage the books properly and timely. CORSA dues are needed also. They support our local clubs in many, many ways.

Keep our friends and their families close to your heart too, as they struggle through this year without their loved ones. Especially Fred Bybee from losing our dear Sharon, to the loss of Marcia Bolton's mother Norma McCarthy on November 25th, and Sheila Carlino's brother Joel Ipjian on December 9th who have passed just recently. Also, several of our fellow members continue to wrestle with health challenges.

Looking forward to "sharing love" with you in February.

Maid in America.

Kat

The Preventive Maintenance Series

Mike Dawson

Pressure Plate Checking

If you are contemplating installing a used pressure plate, the following may be useful in determining if there are any potential issues. It is always helpful if you personally know the past performance of a pressure plate or if you acquire one from another source, that the previous owner can share the history. Also you should be familiar with the matched set of clutch parts that must be kept together. Failure to address that can lead to a no engagement or a no release condition. In addition, keep in mind that all original flywheels will fail so be sure and replace yours if it appears original.



The picture on the left shows a broken weld that can be fairly common and the picture on the right shows a repair that extended into the teeth causing the starter to try and break something; like the nose. You would also be checking that the teeth were not worn down excessively.





If the fingers are staggered as in the picture on the left, it is either a broken diaphragm spring or it can be pieces of clutch disc material lodged under the fingers and against the frame. Mark the plate and frame to match during

reassembly and separate the two parts. If the spring does not appear broken, use a press to depress the fingers about half an inch and inspect with a flashlight. Blow out any debris or use a wire or pick. Release the pressure and see if the fingers are back in alignment.



The fingers on the left picture have significant wear, probably caused by a worn or frozen clutch release bearing, or possibly just from incorrect adjustment allowing the bearing to ride on the fingers continuously. The ring gear in the right picture has been flattened slightly, probably from being dropped.



You can measure the clearance as in the left picture, with a feeler gauge (0.200 Early and 0.100 Late) but I have found that measurement to vary quite a bit with both originals and rebuilds.

The better check is actual performance as illustrated in the right picture. Bolt the flywheel/disc/pressure plate assembly with every other bolt and place in a press. Set up a measurement to record the distance the press piston travels from just touching the fingers to a complete release as judged by pressure on the disc with the thin screwdriver. The disc will slide a short distance to the step of the flywheel when released. The vertical distance has been very consistent in my checks and should be between $\frac{5}{16}$ and $\frac{7}{16}$ inches for all. If that measurement is greater or less, the clutch may not disengage or it may slip. Your pedal travels much more than that but the final pull of the clutch rod is leveraged through the clutch linkage and the fork. The two arrows in the right picture show the measurement check.

Touching up the face can be done with a DA sander and varying grades of medium paper or if you have hot spots they usually can be removed by careful use of a body sander and coarse discs. Follow up with the DA. If you have heavy grooves, it may be junk; I have not found any shop that will grind a pressure plate since Casper closed. An issue with grinding more than a few thousands is the need to shim the spring to compensate or machine the flywheel outer surface (late model only).

With the price of rebuilt pressure plates from \$150 - \$300, re-using a known good one may be a consideration.

Classifieds

The Tool Crib

Club tools for rent

Contact: Ken Ragan

212 Warner Rd, Bonner Springs, KS 66012
913-422-5778 E-mail: kenrragan@gmail.net

Tool	Deposit	Monthly rental fee
Harmonic balancer puller	\$3.00	\$1.00
Ramps, auto	\$4.00	\$1.00
Torque wrenches		
½ inch drive 20-150 ft/lb	\$15.00	\$2.00
¾ inch drive 100-1000 in/lb	\$15.00	\$2.00
Floor jacks and stands	\$25.00	\$3.50
Ring groove cleaner	\$3.00	\$1.00
Dwell/tach meter	\$5.00	\$1.00
Greaser: Fan and idler bearing	\$5.00	\$1.00
Ken's advice	\$.02	Grain of salt
Hubs: Rear (towing LM PowerGlide)	\$5.00	\$1.00
Pushrod tube extractor	\$10.00	\$2.00

Internally regulated 63 amp Corvair alternators \$85 exchange

Rebuilt Corvair starters with solenoid \$130 exchange



Professionally rebuilt Corvair clutch disc on a welded center Borg & Beck core with a thickness of .325" \$65 exchange with same core.



Rebuilt harmonic balancer \$110 exchange for a rebuildable core




Mike Dawson


mdawson1961@sbcglobal.net
816-322-4057

Reproduced end plates for the 12 and 8 plate oil cooler. These are the two pieces of sheet metal that help keep all the hot air from the oil cooler moving out the bottom instead of back in to the engine compartment. \$10 each





AMSOIL
The First in Synthetics
Since 1972



KEN RAGAN
LIFETIME AMSOIL DEALERS

Ragan Enterprises
212 Warner
Bonner Springs, KS 66012-1134
(913) 422-5778
E-mail kenrragan@sbcglobal.net

TAYLOR WEST

TMK

upholstery

taylor.west@hotmail.com

816-896-2240

Parts for Sale

Bob Shellhorn has some parts he would like to sell, including:

3 - 14" 2 bar spinner Corvair wire spoked hubcaps - \$25 each

1 - 13" 2 bar spinner Corvair wire spoked hubcap - \$25

8 - 13" stainless steel LM Corvair hubcaps, most with plastic center caps but of poor condition, \$15 each

3 - LM dash instrument panel with most gauges

chrome trim handles, lots of misc. engine components, carb. bodies, etc.

No blocks, intakes, drive train, or body sheetmetal.

Contact Bob Shellhorn at Bshell46@sbcglobal.net

Classifieds, continued

1963 Corvair/Clam Digger dune buggy for sale. All Corvair running gear and suspension, including 1965 140 HP engine with centermount carburetor, dual point distributor, and electric fuel pump. Running gear includes a '64 4-speed transaxle with transverse spring and new 13 inch tires. Needs some wiring work. Asking \$3,500. Contact Dick Berger 678-650-4246.

Space for rent

Charlie Clark will have a spot available in his shop if anyone needs a place to work on their car. The rate is \$220 per month and is available starting January 1. Call Charlie 913-432-9630

MEMBERSHIP RENEWAL ANNUAL DUES

It's that time of year again! It's time to start thinking toward the new year, and time to dig deep into your wallet and pull out the \$15 or check to send in for renewal of your membership in the Heart of America Corvair Owners Association Club. Club dues are due by the end of January, but can be sent in before then (and we'd love it if you could renew early to help with paperwork).

We don't take your membership in the Club for granted, and are deeply appreciative of the support every member provides in being able to keep the Corvair out in front of the public to enjoy. So, thank you all for all you do, and now go get that checkbook and renew today! Don't wait!

To help our Treasurer, Cindy Anders manage the books effectively, we ask that everyone please send their dues renewal check in no later than the end of January, 2024 to the following address: Mike Dawson, 16001 Oakland Ave, Belton, MO 64012. Or, Cindy Anders will be our treasurer starting again in January and your dues will need to be paid to her at that time. Her address is 202 Manor Drive Belton, MO 64012. You can always pay in person at the December, and January meetings. We'd like to close the books on the 2023 Membership Drive by the end of January, and your support in the meeting of that goal would be greatly appreciated.

When you are paying your next year's dues please update any information that needs to be corrected in the club roster. Check the roster information to make sure that your home address, email address, cars, cell phone No., as well as your home phone No. are correct.

***** A reminder to update your CORSA membership and strongly encourage to support the national organization, which works to support our local effects through an event liability insurance policy, advertising of events in the national publications, and inclusion in online tech sessions and Zoom meetings.

What's Happening?

Mid-Winter Tech Session

After a couple of reschedules, we had our mid-winter tech session at the Dawson's on February 3rd. There were 25 people who made the trip, coming from both the Kansas and Missouri sides, and there were plenty of topics to discuss. Mike went over a wide variety of issues, including checking batteries, grounds, carburetor identification and maintenance, and general upkeep of our favorite cars. Many good tips were shared, complimented by a handout that detailed the topics.

After getting filled with information, everyone was filled with food and gab when it was time to eat and chat! We finished everything off with a door prize drawing and more conversations. It was good to see everyone come out and take part in a great social event!



Left: Mike goes over the connections on a starter while showing testing procedures.

Below: Mike demonstrates other checks for starters and connections.



Right: Mike holds a late model dash to show where components are located and, most importantly, the ground strap.



Above: Mike highlights the differences between venturi clusters of different year carburetors.

Right: Brad Stauffer hands out door prize tickets while Larry and Suzy Sherwood and Kat and Chas King finish eating.



CORVAIRBORNE!

**2024 INTERNATIONAL
CORVAIR CONVENTION
JULY 21-26**



**MARRIOTT AT THE UNIVERSITY OF DAYTON
1414 S PATTERSON BLVD - DAYTON, OH 45409**

**MORE INFORMATION ON
WWW.DAYTONCORVAIRCLUB.COM**



2024 Great Plains Corvair Roundup September 27-29

Red Roof Inn Wichita Airport
6815 W. Kellogg Dr. Wichita, KS

Contact Marcus Trotter
316-214-6419 or trotteroil@hotmail.com

Remember→ CORSA Membership Perks:

1) CORSA now has a formal relationship with Mecum auctions! Your membership in CORSA now permits you to purchase the \$200 bidders registration for just \$100!!

2) We have many fresh new items of CORSA-wear now available on our website. www.corvair.org [<http://www.corvair.org>](http://www.corvair.org). We have a new vendor, new artwork and new items. I think you'll be excited about the selection.

3) Please remember, if you have members who are new to CORSA, they will receive a free copy of the "Corvair Basics" book with their paid membership in CORSA.

HACOA birthdays

February	
Name	Date
Mark Whitman	8
Christine Bacon	9
Irmajean Barta	14
Don Wagner	15
Alicia Forbes	16
Fred Bybee	19