

# *the Fanbelt*

---

*new jersey association of CORVAIR enthusiasts*

---

**May 2024**



**IN THIS ISSUE!!!**

**AIR-COOLED DISPLAY**

**CORVAIRS IN MINIATURE  
VOLUME TWO**

**FROM THE VAULT**

**CALVIN'S ACQUISITION**

***And More...***

***That's Not A Corvair!!***  
**Read About The Lehigh Valley**  
**Corvair Club's All-Corvair Swap Meet on Pg 5**

The Fanbelt is published monthly by the New Jersey Association of Corvair Enthusiasts (NJACE), Inc. P.O. Box 631, Ridgewood, NJ 07451. Deadline for contribution is the 20th of each month. Classified-style advertising of interest to Corvair owners is available, free of charge, to all persons. Commercial advertising space is also accepted, please contact the editor for details. (Generally, classified advertisers are those offering individual cars and/or a limited number of parts, while commercial advertisers are those offering services and/or parts from stock. NJACE reserves the right to make this determination). All advertising must be PC-compatible or type-able copy.

NJACE is a chapter of the Corvair Society of America (CORSA), Inc., P.O. Box 68, Long Lake, MN 55356. Meetings of NJACE are held periodically at locations and times as announced in this newsletter and on our website. All interested persons are welcome. Additional events and activities are held throughout the year. Membership in NJACE is open to individuals and families. Information and applications are available at any meeting or by writing to NJACE, P.O. Box 631, Ridgewood, NJ 07451, or by visiting [www.corvair.org/chapters/njace](http://www.corvair.org/chapters/njace).

## President's Message

### Roving Wrenches

By Brian O'Neill




Spring is HERE!! That means it's time to start checking out your Corvair to be sure it's ready for an enjoyable summer.

You say you don't know what to look for, or you have a problem you don't know how to fix? Well, we have just the answer for you! It's the program that the club runs on a periodic basis called Roving Wrenches! That means that club members diagnose the problem and will help you fix it. What's your part in all of this you might ask? Well, you have to have a place where we can do some work, coffee and doughnuts are always appreciated, and if it's around lunchtime, you can supply us with pizza.

The whole object of this project is to make sure that your car is in great shape for the summer. We already have one customer for our next iteration of Roving Wrenches. Give me a call if you have a need for a visit. This is another one of the perks you get for being a member of NJACE!

Brian O'Neill 973-729-5586

Please see the Calendar of Events for the details on the next Roving Wrenches!



A most unusual car for people who enjoy the unusual

One sortie at the wheel will tell you it's not everybody's cup of tea. Not everybody insists on a car that steers this easily.

Or corners this flat.

Or has this one's road-gripping traction, even on ice, mud or snow.

If they did, Corvair wouldn't be the only car built in America with the engine in the rear (less weight on the wheels that do the steering, more on the ones that need the traction).

Or the only one—with the exception of Corvette—that gives you the even-keel ride of 4-wheel independent suspension.

Is it your cup of tea?

One session at the wheel will tell you that, too.

Chevrolet Division of General Motors, Detroit, Michigan

**CHEVROLET**

'66 CORVAIR by Chevrolet

## I Spy...

From the movie Tick, Tick, Tick, a crime drama from 1970 directed by Ralph Nelson and starring actor Jim Brown.





## A Car Named Calvin Part 2

### The Acquisition

By Chris Senegeto



For the last ten to twelve years my youngest child, Finn has been the one to name all of the vehicles we have driven and our 1963 Spyder Convertible is no different. However, before the name, came the pickup of the vehicle and a bit of work.

Three days after I made the sight unseen deal on this car via the internet, we chose the pickup date. We left the house early in the morning in the van and picked up a uhaul trailer. After a bit of a delay dealing with a lighting issue, we headed west on the turnpike, 3hrs further into Pennsylvania.

Once off our exit, we were out on some absolutely beautiful back roads. South western Pennsylvania reminds me very much of where I once lived in Lacey Spring, Virginia. The hills and curves of the roads are so lovely to drive on. We drove alongside a quickly moving stream for the last 20 min of our drive spotting cows and horses at several of the farms we passed. The grass was green and there wasn't a cloud in the sky!

When we got to the address, we pulled off to the right and up a very steep, gravel driveway and parked in such a way that the car would easily be able to roll up and onto the trailer. Now we finally got to inspect our purchase.

The car was actually in much better condition than we expected, though still needed a lot of work! The car indeed had no engine currently in it, as the fellow I was purchasing it from had pulled it out and completely tore it down and sold the internals and other misc parts. It was also missing a front set of seats and many other parts. Overall though,

besides needing the obvious restoration work, it was a very solid car. He also owned a late model Monza coupe with a 140 and a 4 speed that we spent some time chatting about.

Loading the car was quite the adventure, as it sat on top of a hill and had no brakes. It did roll pretty well though and we got up enough speed to make it up the ramps and on to the trailer. It came to a stop sitting perfectly up against the stop. We strapped it down and loaded the boxes of parts that came with it into the van. Then off we went.



The “car on the trailer at the gas station stop” pic that is a must on any vehicle purchasing adventure.


Heading out a different way, the ride home was just as beautiful as the ride there, with the addition of a road across a large dam that looked out over a reservoir. We had to of course make a gas stop and take the mandatory new project picture. Then continued on our way home.

We unloaded the car at home, returned the trailer and spent the next few weeks cleaning and making a list of all the things it needed to start tracking down the parts. We knew this wasn't going to happen overnight but were excited to get started on it!

*To Be Continued...*

## From The Vault

Submitted By Bob Marlow



In the early 1980s, the late Ken Oakley created a number of sketches for NJACE, all of which were clever and whimsical, and all of which displayed his creative talents. Here is one of those sketches.

## From The Vault

Submitted by Mark Lipkovitz



This ad was placed in the NY Times in the summer of 1970. I bought it for 75.00 and sold it at the advertised price.

## Air-Cooled On Display

By Chris Senegeto

On Saturday April 13th while attending the Lehigh Valley Corvair Club's All-Corvair Swap Meet, we ran into Rich Greene who is not only a member of the Lehigh Valley Club, but also a volunteer at America On Wheels (located at 5 Front Street Allentown, PA) and is in charge of the rotating display there. The then current display there was an Air-Cooled display scheduled to end that weekend.

After the swap meet we decided to drive over and take a walk through the museum. If you have never been there, I highly recommend it. The museum not only has cars, trucks and motorcycles but also bicycles and memorabilia from different eras. We met several volunteers who each gave us bits of information as we went through the rooms of displays.



The next rotating display will be the Ford Mustang



## Lehigh Valley's Spring All-Corvair Swap Meet

Article by Chris Senegeto

Pictures By Jenn Baker

The ride to the Egerton Farm for the Lehigh Valley Corvair Club's swap meet is always a beautiful one. Even though the weather was damp and windy, this year's scenery did not disappoint! There were many NJACE members in attendance, as well as a fantastic selection of parts and an array of vehicles to look at. As always, the food was great (we opted for the hot dog with kraut for what was our first meal of the day) and the conversations were fantastic. Scott Oberholzer, of the Lehigh Valley Corvair Club was the 50/50 raffle winner. It is always great catching up with other Corvair owners. I must say, I do love this event!

Many thanks to the Lehigh Valley Corvair Club for having the event and also to John Egerton for hosting.





## Corvairs In Miniature

### Volume 2

By Gary Cohen



In the first article published in the prior NJACE newsletter, we reviewed the diecast models of the Chevrolet Corvair and several Corvair based GM experimental cars that were produced by Corgi Toys of the UK, along with a variation produced by Pilen of Spain using a Corgi mold. In this article, we will review the Corvair models produced by Corgi's arch rival, Dinky Toys.

Dinky is one of the oldest brand names in diecast toy model cars (though not the oldest, that distinction resides with the U.S. company Tootsietoy). Dinky Toys were produced by Meccano Ltd., which was originally established in 1908 by Frank Hornby. Model train enthusiasts will recognize the name "Hornby" as a well known brand, similar in the UK to the popularity of Lionel Trains in the U.S.

The first Dinky Toys were produced in 1934 at Meccano's factory on Binns Road, Liverpool, England. Though prior to the introduction of the Dinky name, in 1933 Hornby issued a special set of six vehicles intended as trackside accessories to their 0 gauge Hornby trains. The first set was called "Hornby Modeled Miniatures". In April 1934, they were given the name "Meccano Dinky Toys" for the first time. In August 1935, the name Meccano was dropped and the marquee became Dinky Toys, which lasted until 1971.

By coincidence, within the last few weeks I just happened to have acquired one of the original Hornby Modeled Miniature sets, which are very rare, and particularly so in original, very close to

mint condition. Here is the photo...



Recognizing the importance of the American market, Dinky Toys began issuing models of American cars in the 1930s, with a particularly nice rendition of the Chrysler Airflow. The photo below shows a "trade box" of six Dinky Chrysler Airflows, which were released for sale in 1935 and produced until 1941, when production ceased due to WWII. This model was reissued after the war, from 1946 through 1948. Dinky also released a series of six American cars in 1939, including Buick, Packard, Lincoln, Chrysler, Studebaker and Oldsmobile. These models, which were all based on the real 1939 versions of these cars, were very appropriately known as the "39 series" Dinky Toys, which were manufactured from 1939 through 1952, again with an interruption during WWII.



*Continued...*

But isn't this article supposed to be about Corvairs? Well, Dinky never made a Corvair model in England. To find Dinky Corvairs, we need to travel to France, Hong Kong and South Africa!

Dinky France #552 - Chevrolet Corvair

*Before we look at the beautiful French Dinky version of the Corvair, a bit of history on the Dinky factory in France. In 1912, Frank Hornby set up an office in Paris to import Meccano toys into France. By 1921, he began production in Paris, and opened a second plant in 1931 in Bobigny, where production of Dinky Toys would begin around the same time as in the UK. The local output from the french factory were normally French or European cars, though they also produced some beautiful models of American Cars. Production of Dinky models in France continued until 1972. During WWII the French factory was occupied by Germany, including by people who worked for the rival German toy firm Marklin, though the factory was also utilized to support the Nazi war effort. After the liberation of France, production of Dinky Toys restarted, though the models from that era have solid metal wheels due to the shortage of rubber.*

*The French Dinky Chevrolet Corvair is my favorite diecast model of a Corvair. There is a certain finesse to how the model appears. Perhaps it's the white tires, or the softer lines compared with the Corgi. Or maybe it's just because the French have a certain finesse! This beautiful model of the 1960 Corvair was first introduced in 1961 and was withdrawn in 1967. It was available in two colors, pale blue and orange-red, though minor variations*

*of these colors are known to exist. Here are three photos.*



*Around 1952 through 1954, Meccano started exporting a limited set of models to South Africa, in the style of the South African Defense Force. In 1961, South Africa withdrew from the UK led commonwealth and imposed a luxury goods import tax, making Dinky Toys very expensive. In response, Meccano started shipping Dinky Toy parts to South Africa in 1962, where they were assembled and painted locally, and distributed by Arthur E Harris Ltd. They featured unique colors, not available on*



*Continued...*

*the Dinky Toys produced in the UK and France, and the outer boxes included the letters Afrikaans (the local language). A total of 26 British and 6 French Dinky Toys were produced in South Africa. These are extraordinarily rare, particularly with their original boxes, which are worth as much as the models themselves. I am fortunate enough to own a South African version of the Chevrolet Corvair, which is not in mint condition, but these are nearly impossible to find in any condition! Also note that my box is from a French Dinky, not an original South African box.*



*I was in Paris last October and visited the home of a man who has the finest collection of diecast model cars in the world. He has every variation of the South African Dinky models made from French castings, including 3 Corvairs.. Here is the photo.*

Dinky #57/002 - Chevrolet Corvair

*From 1965 through 1967 Dinky outsourced production of six models to Hong Kong, specifically for the American market. These were produced in a larger scale of 1:42 (compared to the typical scale of 1:43). Originally, these models were to be launched by another company, Tri-ang Spot-On (which produced diecast cars in Belfast and Northern Ireland), but were rebranded as Dinky Toys when Tri-ang acquired Meccano Ltd. in 1964. This variation of a diecast Corvair is my least favorite, because the proportions seem off (compare it with the photos of the French model). Though this is the only Dinky variation of a two door Chevrolet Corvair. It also has a nice box, and a finely detailed baseplate (chassis).*





*Continued...*



The History Of Dinky Toys

<http://www.dinkytoys.ch/history.htm>

## *Corvair: Ahead of its TIME !*

*Here are the French, South African and Hong Kong Dinky Corvairs all shown together in one photo.*



### In The Next Issue:

The next volume of Corvairs In Miniature will feature some lesser known brands, such as Lone Star (from the UK, not Texas!)

### Sources for Vol. 2

Wikipedia -

[https://en.wikipedia.org/wiki/Dinky\\_Toys](https://en.wikipedia.org/wiki/Dinky_Toys)


The Great Book of Dinky by Mike and Sue Richardson

The Brighton Toy and Model Museum Index

[https://www.brightontoymuseum.co.uk/index/Category:French\\_dinky\\_toys](https://www.brightontoymuseum.co.uk/index/Category:French_dinky_toys)



1959



**"How would you like to test your car and your driving skills  
on a Real Racetrack?"**

We do not mean 5 or 6 laps. We mean 2 to 3 hours of *Driving  
Experience on the track.*

NECC has contracts for 2024 with two incredible racetracks.

**Sat 6/8/24, New York Safety Track in Jefferson NY.**

[nyst.com](http://nyst.com)

**Sat 7/20/24, Pocono Raceway, South Course, in Long Pond PA.**

[www.poconoraceway.com](http://www.poconoraceway.com)

NECC is now in its 52nd year of hosting on-track driving days: You can bring your normal daily driver or a full-blown race car, as long as it passes a safety inspection.

Visit us at [neccmotorsports.com](http://neccmotorsports.com) You can find the rules and regulations, Tech forms, and specific requirements for Helmets and Roll Bars for Convertibles, links to register, plus photos of past track events.

Use your smart phone to take a photo of this flyer  
and pass along the excitement.



## Calendar Of Events



**May 4** Monthly Breakfast Meeting 9am  
*Plaza 23 Diner*  
 411 NJ RT 23 Southbound  
 Pompton Plains, NJ



**May 19** Corvair Ranch Open House 9am  
 1079 Bon-Ox Rd  
 Gettysburg, Pa  
 717-624-2805

**May 25** Roving Wrenches 9am  
 118 Magna Drive  
 Gillete, NJ 07054

*This edition will take place at Bernice  
 Fisher's home. All are welcome.  
 Please call Brian O'Neill with questions*

**June 1** Monthly Breakfast Meeting  
*Plaza 23 Diner*  
 411 NJ Rt 23 Southbound  
 Pompton Plains, NJ

You can find info on NJ Car Show events  
 here...

[www.njcarshows.com](http://www.njcarshows.com)

**CORVAIRBORNE!**  
 2024 INTERNATIONAL  
 CORVAIR CONVENTION  
 JULY 21-26

**MARRIOTT AT THE UNIVERSITY OF DAYTON**  
 1414 S PATTERSON BLVD - DAYTON, OH 45409

MORE INFORMATION ON  
[WWW.DAYTONCORVAIRCLUB.COM](http://WWW.DAYTONCORVAIRCLUB.COM)

### NJACE Officers for 2024

President - Brian O'Neill  
 Phone 973-729-5586  
 Email [oneill1258@juno.com](mailto:oneill1258@juno.com)

Secretary - Jean O'Day  
 Phone 973-809-3298  
 Email [greenjean2020@gmail.com](mailto:greenjean2020@gmail.com)

Activities VP - Steve Calandra  
 Phone 201-836-6621  
 Email [stevenjchevair@gmail.com](mailto:stevenjchevair@gmail.com)

Vice-President - Tony Gervasio  
 Phone 732-548-5590  
 Email [corvairnut@aol.com](mailto:corvairnut@aol.com)

Treasurer - Tim Schwartz  
 Phone 201-447-4299  
 Email [tim@bristolnj.com](mailto:tim@bristolnj.com)

Publicity VP - Chris Senegeto  
 Phone 215-237-6410  
 Email [chriss.corvair@gmail.com](mailto:chriss.corvair@gmail.com)