

Drippy Leaks & Flyin' Fanbelts

October 2024



*The monthly newsletter of the Mid Maryland Corvair Club,
Corsa Chapter 217— www.Corvair.org/chapters/chapter217*

On The Cover:

Last year, this photo was posted on the "Meet the Makers of the Chevrolet Corvair" Facebook page with: "It's the Great Corvair Pumpkin!" Happy Halloween, everyone!

A Sneak Peek:

Last month was a photo from the year, Makers of the Chevrolet Corvair" Facebook page. We used a meme that was posted on their page for November as well!.

If you're not a member of the "Meet the Makers of the Chevrolet Corvair" group, check out their Facebook page at:

<https://www.facebook.com/@meetthecorvairmakers/>

*Do you have a Corvair-related photo that you would like to share and perhaps be on the cover of an upcoming issue of the newsletter? Would you like to be in the **Member Spotlight**? If so, please email your picture along with a summary of the picture to our newsletter editor/webmaster, Dianna Moy, at dianna.nicole.moy@comcast.net. Please note that the newsletter is posted on the CORSA website and is sent worldwide.*

Drippy Leaks & Flyin' Fanbelts

November 2024

The monthly newsletter of the Mid Maryland Corvair Club, Corvair Chapter 217— www.corvair.org/chapters/chapter217

Start Planning for Thanksgiving!
Did you know that you can cook a turkey in the rear window of an early model Corvair sedan? Simply place a frozen turkey in the cargo area in early November. Drive with all windows closed, park in the sun and you'll have a tasty bird just in time for the big day. Add 1 day of driving per pound. Baste daily with 10w30 oil.



Mid-Maryland Corvair Club (MMCC)

...is a Chapter of The Corvair Society of America (CORSA) and is a group of enthusiasts who enjoy and appreciate all aspects of Chevrolet's Corvair automobile.

We are an informal group that welcomes anyone who shares this interest whether you own a Corvair or not. Club activities include participation in parades, a shared Car Show in August, driving tours, a family picnic, and our Annual Christmas Dinner.

Club Meetings are held at 7pm on the 2nd Thursday of each month at Fitzgerald Auto Mall, located at 114 Baughman's Lane, Frederick, Maryland. Annual Dues are \$15.00 payable in July of each year and cover individual and family membership.

2023-2024 Chapter Officers

President

Tom Rahochik
6913 Trout Lane, Frederick, MD 21702
cell: 240-285-5449, email: 66vairman@comcast.net

Vice President / Treasurer

Bob Millard
20620 Guard Court, Rohrsersville, MD 21779
Cell: 301-660-0453, email: bobmill217@hotmail.com

Secretary

Carletta Moats
2919 Warm Spring Road, Chambersburg, PA 17202
Phone: 717-504-8501, email: snope2@comcast.net

(Non-officer) Newsletter Editor/Webmaster/Technology Coordinator

Dianna Moy
621 Mount Carmel Road, Orrtanna, PA 17353
Phone: 301-717-7412, email: dianna.nicole.moy@comcast.net

We're on the Web!

www.corvair.org/chapters/chapter217

Any questions, comments, or suggestions, please contact the Newsletter editor via email at:

dianna.nicole.moy@comcast.net



Inside this issue:

<i>Birthdays and Anniversaries</i>	4
LETTER FROM THE PRESIDENT	5
BILL'S TECH TALK	6
<i>1963 Oil Bath Pre-Cleaners - Part 2 of 2 of a Multi-part series</i>	
• 1966	10
• 1967, 1968, and 1969	12
• Filer Element	13
• WHEN WAS OIL ADDED TO THE UNIT?	15
• SUMMARY	15
MEMBER WANT-ADS FREE / SALE /WANTED AND SERVICES	18
<i>Letter From The Editor</i>	19
CORSA MEMBERSHIP FORM	20
MMCC MEMBERSHIP FORM	21



WELCOME TO Corvair Ranch

From June 5 to the 28 we will be offering limited services.

See you at the Corsa Convention!

OPEN HOUSE 2018
VIDEO



**Remanufactured
Engines**



New & Used Parts



**Full Mechanical
Service**

+ Body & Interior Restoration

You can find us on Facebook as well!

<https://www.facebook.com/groups/3510395809190494>



**Vicki Kaetzel on 10/8,
Jeff Ostroff on 10/10,
Cyndi McNamara on 10/22,
Bruce Culp on 10/25, and
Dale Graves on 10/27!**

**Coming up in November—
Mary Ann Hubbell on 11/2,
Doris Utz on 11/4,
Tom Rahochik on 11/15,
Carletta Moats on 11/23, and
Bob Moats on 11/28.**



**Judy and Bill Sherman on 10/18,
Carletta and Bob Moats on 10/24!**

**Coming in November:
Mary Ann and Bill Hubbell on 11/4**

If we missed your birthday or anniversary, please let us know!



From The President

"What really scares me at Halloween is knowing that all the family holidays are coming up". - Anonymous

I have heard our club picnic in Middletown was a success, with good weather and about 25 members attending. The following Saturday was the 45th annual Corvair Day event at the Eastern Museum of Motor Racing sponsored by the Central PA Corvair club.

This event was well attended with 46 registered Corvairs. Trophy winners from our club were Bruce Culp, Tom Rahochik and Dick Kaetzel. Multiple vendors also were available offering good prices for NOS and good used parts. Jeff Stonesifer from the Corvair Ranch was able to correct some minor problems with his Ultra Van and offered free rides in it to anyone on the museum grounds.

Let's congratulate club member Bill Hubbell as one of three CORSA directors appointed as a trustee to the Corvair Preservation Foundation. This new Board of Trustees will be entrusted to concentrate on Corvair preservation and educational activities. Please take several moments to check out Bill's 'Stock Corvair Group' website. His title to this position is well deserved.

For an update on our convention progress, on October 10, 2024, our Gettysburg convention board members will be meeting in the morning with an employee at the Battlefield Harley Davidson dealer to inspect and consider their location for our auto cross event. In the afternoon, we will then meet with our Wyndham hotel contact person to walk the complete inside and outside hotel

grounds for planned convention event specific locations.

Our next club meeting will be Thursday evening, 10/10/24, 7 PM at Fitzgerald's Auto Mall on Baughman's Lane. The fall weather temperatures are now here with cool mornings and warm afternoons, just perfect for Corvair driving time. No destination location needed.

Happy Vairing!

Tom Rahochik Club President

Opinions expressed in *Drippy Leaks and Flyin' Fanbelts* are those of the article authors and do not necessarily reflect the opinions of Mid-Maryland Corvair Club Directors or membership.

Do you have a Corvair related photo that you would like to share and perhaps be on the cover of an upcoming newsletter? If so, please Email your picture and a summary of the picture to Dianna Moy at dian-na.nicole.moy@comcast.net. Please note that this newsletter is emailed to all other CORSA Chapters worldwide.

Opinions expressed in "Drippy Leaks and Flyin' Fanbelts" are those of the article authors and do not necessarily reflect the opinions of CORSA Chapter 217 Directors or membership.

Any questions, comments, or suggestions, please contact the Newsletter editor via email at:

dianna.nicole.moy@comcast.net

Do you have any content for the newsletter that you can contribute? Please let us know!



Bill's Tech Talk

This Month: 1963 Oil Bath Pre-Cleaners

By Bill Hubbell

Bill Hubbell is a member of the Mid-Maryland Corvair Club, and is also the President of the Stock Corvair Group, a chartered chapter of the Corvair Society of America (CORSA). The Tech Talk column are reprints of tech articles posted by Bill on his website, "Stock Corvair Group" (<https://stock.corvair.org/>). Permission has been granted by the author of the articles to reprint them in this newsletter. The link to the article used this month on the Stock Corvair Group website is: <https://stock.corvair.org/wordpress/2024/03/oil-bath-pre-cleaners/>

This is Part 2 of 2 of a Multi-Part Series.

1965 - Design changes were only slightly altered for 1965. Mostly, they involved changes to the mounting brackets for the Oil Bath cleaners to accommodate the changes in the body of the car. Instead of the bent straps used to mount the oil bath in the 1964 cars, they used a tripod mount for the non-AC cars and a stamped Steel bracket for the AC cars.

The PCV tube for the basic style was shortened slightly and the notches in the air cleaner crossover tube widened to permit slight clockwise rotation of the air cleaner to line up its snorkel with the more lateral position of the oil bath cleaner.



(Continued on page 7)

(Continued from page 6)

Left: 1963 and 1965-67 Air intake tubes

Right: top-1964 tube (smaller notches), bottom 1965-1967 tube (larger notches)



The basic style of K47 was offered for both 2 and 4 carbureted engines, the only real difference between the two being the 4 carb version continued to use the Chrome air cleaner top; otherwise they were identical, both using the single snorkel K47 air cleaner and the shorter PCV tube.

The AC version of K47, was, with the exception of the mounting bracket, unchanged from the 1964 version and only used with 2 carb engines, as AC was not available with the 4 carb engines this year.

ASSEMBLY INSTRUCTIONS
3862100 CORVAIR 10000 SERIES

SHEET TITLE
1. CONTENTS

NOT ILLUSTRATED ON THIS SHEET
2. PRE-CLEANER (EXC AIR CONDITIONING)
3. AIR CONDITIONING

1. CONTENTS

1	3850710	BOLT ASM	5	1332281	GASKET
2	6410985	AIR CLEANER ASM-AUX	6	3851802	OUTLET ASM ①
3	9410698	SCREW	7	6420495	HOSE L&T
4	3856644	BRACKET ASM	8	2684280	TAG WARNING

Pre-cleaner installation with Tacholamp- RPO L&T

Pre-cleaner installation- EXCEPT RPO L&T

12-18 LBS IN.

CHEVROLET MOTOR DIVISION, GMC

DATE	REV	DESCRIPTION	BY	CHK
1-1-64	1	ISSUED FOR PRODUCTION	W. J. B.	W. J. B.
1-1-64	2	REVISED TO SHOW HOSE L&T	W. J. B.	W. J. B.
1-1-64	3	REVISED TO SHOW HOSE L&T	W. J. B.	W. J. B.
1-1-64	4	REVISED TO SHOW HOSE L&T	W. J. B.	W. J. B.
1-1-64	5	REVISED TO SHOW HOSE L&T	W. J. B.	W. J. B.

1.

10000

1965-224

ASSEMBLY INSTRUCTIONS
3862100 CORVAIR 10000 SEI S

1. CONTENTS

1	9414942	CLAMP
2	3851894	HOSE ASM
3	6420884	AIR CLEANER ASM
4	274765	CLAMP
5	3856697	HOSE ASM
6	6419984	AIR CLEANER ASM
7	3856698	TUBE ASM
8	3856700	TUBE ASM 10100-500

10100-500

12-18 LBS IN.

CHEVROLET MOTOR DIVISION, GMC

DATE	REV	DESCRIPTION	BY	CHK
1-1-64	1	ISSUED FOR PRODUCTION	W. J. B.	W. J. B.
1-1-64	2	REVISED TO SHOW HOSE L&T	W. J. B.	W. J. B.
1-1-64	3	REVISED TO SHOW HOSE L&T	W. J. B.	W. J. B.
1-1-64	4	REVISED TO SHOW HOSE L&T	W. J. B.	W. J. B.
1-1-64	5	REVISED TO SHOW HOSE L&T	W. J. B.	W. J. B.

2.

10000

1965-224

(Continued on page 8)

(Continued from page 7)

An additional option, K46 ("Desert Air") was added this year. It consisted of a special shroud to direct air into the engine and included the K47 option. However, because of the shroud, this version of K47 used yet another uniquely shaped PCV tube.

ASSEMBLY INSTRUCTIONS

3862100 CORVAIR 10000 SERIES

1 3856649	HOSE	10 3851808	HOSE
2 374785	CLAMP	11 3851803	INTAKE ASM
3 3851802	OUTLET	12 PARTS SAME AS RPO C64	
4 3856710	BOLT ASM	13 3851804	SUPPORT
5 6420085	AIR CLEANER	14 3851805	TUBE ASM
6 3867236	BRACKET ASM	15 SCREW - PART OF EVAPORATOR	
7 9419699	SCREW		
8 3786036	SCREW		
9 1552261	GASKET		

NOTE Seal outer—cross over all around from dust or unfiltered air-both ends.

12-18 LBS IN
5-8 LBS IN
35-50 LBS IN
75-95 LBS IN

CHEVROLET MOTOR DIVISION, GM-C		UPC	DATE	SYN	REVISION RECORD	AUTH	DR	CK
OIL BATH AIR CLEANER-PRE-CLEANER WITH AIR CONDITIONING		K47						
10100-500		3.						
DWG PVEL 3-12		REP: PVEL 3	L-75112	L-70967				
DATE REC 5-22								

1965-326

ASSEMBLY INSTRUCTIONS

3862100 CORVAIR 10000 SERIES

1 6419984	AIR CLEANER ASM.	8 3856644	BRACKET ASM. - AUX. AIR CLEANER
2 3856657	TUBE ASM. - CRANKCASE VENT	9 1552261	GASKET
3 3856659	HOSE - SPECIAL	10 3851803	OUTLET ASM.
4 3856655	BOLT - J	11 3856710	BOLT ASM.
5 3877680	TUBE & EXT. ASM. - INLET	12 374785	CLAMP
6 6419985	AIR CLEANER ASM.	13 3856697	HOSE - SPECIAL
7 9419699	SCREW ASM.	14 3894280	TAG.

NOTE DRILLING DIMENSION SAME AS UPC K47

10-15 LBS IN
5-8 LBS IN
12-18 LBS IN

CHEVROLET MOTOR DIVISION, GM-C		UPC	DATE	SYN	REVISION RECORD	AUTH	DR	CK
AIR CLEANER HEAVY DUTY PRE-CLEANER AIR CLEANERS		K46						
10100-500		2.						
DWG PVEL 3-12		REP: PVEL 2	L-73817	L-				
DATE REC 4-28								

1965-223



(Continued on page 9)

(Continued from page 8)

Because the Greenbriar was still offered this year, 1965 has six variations of the Oil Bath pre cleaner. Total production for each type indicated in picture caption:



Above left: FC style (number unknown), Above right: 2 Carburetor style (10,987)



Above left: 4 Carburetor style (1,384), Above right: Turbo style (347)

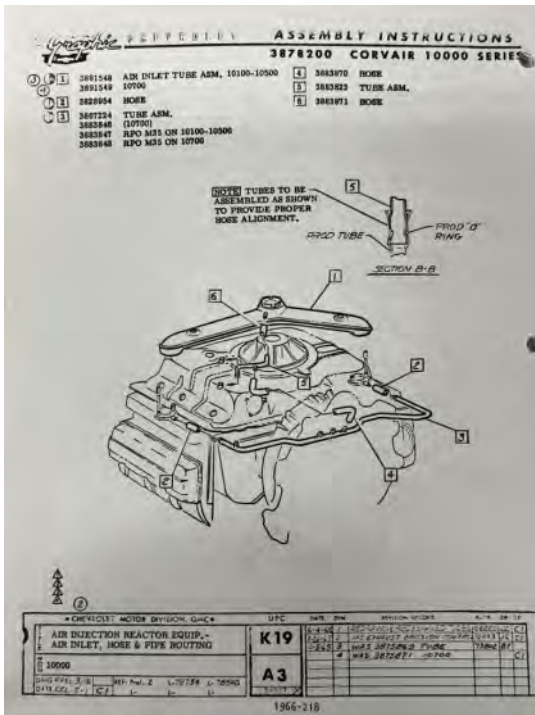
(Continued on page 10)

(Continued from page 9)



Above left: Air Conditioning style (1,124), Above right: K46 style (600)

1966 - In 1966 FCs were no longer offered and the changes made to Air conditioning eliminated the need for a separate AC version of K47, but the A.I.R. system was added to California cars, introducing a slightly new variation in which the PCV tube connects to the Carburetor intake tube (tube connecting air cleaner to the carburetors), instead of to the Air Cleaner. However, they continued to produce the version that connects to the Air Cleaner for non-A.I.R. cars through 1967.




Left: A.I.R. PCV tube - item 5
 Above: 2-carb A.I.R. engine with K47
 Right: A.I.R. PCV tube


1966 had 6 versions of the Oil Bath Precleaner. Pictures are on the next page. Total production for each indicated in picture caption.

(Continued on page 11)

(Continued from page 10)



Above left: 2 carb with or without AC (3,839), Above right: 4 Carb with of without AC (1,002)



Above left: Turbo (88), Above right: 2 carburetors with A.I.R. (70)




Above left: 4-Carb with A.I.R. (53), Above right: K46 (128)


(Continued on page 12)

(Continued from page 11)

1967 - The Turbocharger and K46 Desert Air were discontinued in 1967, so there were only 4 Oil bath pre cleaner versions that year – 2 carb or 4 carb, each with or without A.I.R. Any one of these could theoretically be combined with AC as well, but there is no evidence that they ever were, as A.I.R. and AC only existed together for a very brief time in 1967 so it's quite unlikely that you would ever find that combination at all, let alone with Oil Bath added. Production totals for 1967 K47 are noted in picture captions – mostly unknown.



Above left: 2-carb with or without AC (659), Above right: 4 carburetors with or without AC (unknown)




Above left: 2-carb with A.I.R. (unknown), Above right: 4 carburetors with A.I.R. (unknown)

1968 - All cars produced in 1968 and 1969 used A.I.R., so there were only two version of K47.


1969 - As in 1968, only two versions of K47 remained. Production totals for each year are in the photo captions.

(Continued on page 13)

(Continued from page 12)



Above left: 1968- 2-carb with A.I.R. (unknown), Above right: 1968 - 4 carburetors with A.I.R. (unknown)



Above left: 1969- 2-carb with A.I.R. (249), Above right: 1968 - 4 carburetors with A.I.R. (52)

FILTER ELEMENT - Steve Spilatro provides the following detail about the FC Oil Bath Filter Element.

The FC filter elements had an organic, possibly jute fibrous packing. There are filters available online that have a metal fiber packing, but they may be a later GM or after-market product. This table shows what I know about the unit part numbers, as extracted from the Parts Manuals

	Air Cleaner assembly	base unit	cover unit	filter element	Production*
1963	5649631	5649849	?	1544871	
1964	6419943	6420122	6421223	1544871	3935
1965	6420552	6421311	?	6421285	?

*production data is from Dave Newell's recent article in the March 2024 Communique, p 22.

(Continued on page 14)

(Continued from page 13)

Part numbers for the '63 and '65 covers are not given in the Parts Manuals. These manuals are notoriously incomplete and often inaccurate; however, that the '64 base and cover unit numbers correspond indicates that this was a new cover. How it differed from the earlier version is unknown and possibly was also used in '65. The redesigned base unit in 1965 (or possibly late '64) corresponded with a new filter element that incorporated a metal baffle on the bottom as shown in the pictures below.



Above left: The top view of both types of filters, Above right: The bottom view of the early style #1544871
Below: The bottom view of the late style #6421285



(Continued on page 15)

(Continued from page 14)

WHEN WAS OIL ADDED TO THE UNIT?

It's somewhat interesting to ask this question, given that the 1963 and 1964 pages for K47 (FC, Turbo, and Cars without AC versions) all indicate a tag was placed on the steering wheel telling owners to add oil before operating the vehicle, and yet they also include a lubrication flag telling the assembly line workers to add the oil. Strangely, the FC assembly manual page adds this statement: "Tag – for all Models not driven away, attach to steering wheel.", but that statement is not added to the car pages until 1965. Another oddity, neither the tag nor the lubrication flag appear on the 1964 page for the oil bath option for air conditioned cars. In 1965 the lubrication flag appears, but the tag is still not indicated on the AC-oil bath page. So, did the assembly line add oil to the oil bath air cleaners for cars or not? Did they perhaps add oil to the AC versions and not to the others because the AC oil bath cleaners have a sealed top and the others do not? It's not unreasonable to imagine that oil added to the cleaners with unsealed tops could make quite a mess in transportation. In any event, it's an interesting question and one we will probably never answer unless additional documentation surfaces.



377101 ENGINE OIL	132 AIR CLEANER & SILENCER ASM-OIL BATH TYPE	125 GAL	K47
-------------------	--	---------	-----

SUMMARY

These next three tables summarize the part numbers for the various K47 options. The numbers in the hashtag (#) columns refer to the number identifying the part in the drawings for that particular year's assembly manual. The part numbers are the original GM numbers as found in the Assembly manuals. I color coded the part numbers to identify part numbers that stayed the same or changed.

FC K47 Parts List

#	Description	Part number		
		1963	1964	1965
	Truck L/D FWD Control	3798200	3845000	3864200
1	Hose	3794411	3853336	3853836
2	Clamp	274765	9411656	9411656
3	Air Cleaner & Silencer Assembly	5649631	6419943	6420252
4	Support	3794407	3794407	3794407
5	Bolt	180080	180080	180080
6	Nut	120369	120369	120369
7	L Washer	120382	120382	103521
8	Bolt	122007	122007	122007
9	L Washer	187119	187119	187119
10	Bracket	3794409	3794409	3794409
11	Nut	273082	273082	273082
12	Intake Assembly	3830633	3830633	3830633
13	Cable Assembly (High Tension)	2980050	2980050	2980050
14	Bolt	9417692	9417692	180018
15	L Washer	120380	120380	103319
16	Nut	134557	134557	134557
17	Cement	n/a	3853338	3853338

Car K47 1st version Parts List

#	Description	Part number	
		1963	1964
1	Wing Stud Assembly	1551551	?
2	Air Cleaner Assembly - Oil Bath	6418552	?
3	Gasket	3708408	?
4	Air Cleaner Assembly - RH	6419026	?
5	Intake Assembly	3840770	?
6	Air Cleaner Assembly - LH	6419025	?
7	Part of Air Cleaner Assembly		
8	Tag - Warning	3694280	?
	Sheet Released	12/12/62	?

(Continued on page 16)

Clark's Corvair Parts®

400 Mohawk Trail, Shelburne Falls, MA 01370



Site of the World's Largest
Corvair Parts Supplier

Since 1973

Member Want-Ads - Free, For Sale, Wanted, and Services!

FREE:

Nothing for free this month! - if you have something to give away or sell, let Dianna know so that she can list it for you here! We have had good success in getting items noticed and out the door to good homes. Call Dianna at 301-717-7412 or send her an email at dianna.nicole.moy@comcast.net.

FOR SALE:

Laptop computer - HP Stream 14-cb111wm with 14" screen, 8GB of RAM, 32GB eMMC hard drive, SD card slot, HDMI and 3 USB ports. Memory has been upgraded to its maximum. Hard disk cannot be upgraded. Running Windows 10 Home, has Google Chrome and AVG Free Antivirus installed. \$125 in original box. Call Dianna (301)717-7412.



Laptop computer - Gateway PA6A with 2 GB of RAM, and 160GB hard disk. 17" diagonal screen, running Windows 7 Ultimate which is the max for this system.. \$150. Call Dianna (301)717-7412.



HP Desktop Computer #1

- HP/Compaq 6000 Pro Small Form Factor system with 6GB RAM. The system has a 160GB hard drive, Windows 10 Professional with Google Chrome, and AVG Antivirus installed. No wireless network, but system has an Ethernet port. \$125, call Dianna (301)717-7412 for details.



HP Desktop Computer #2

- HP/Compaq 6000 Pro Small Form Factor system with 8GB RAM. The system has a 160GB hard drive, Windows 10 Professional with Google Chrome, and AVG Antivirus installed. System has parallel port for older printer support. No wireless network, but system has an Ethernet port. \$145, call Dianna (301)717-7412 for details.



HP Desktop Computer #3

HP/Compaq 6000 Pro Small Form Factor system with 8GB RAM. The system has a 160GB hard drive, Windows 10 Professional with Google Chrome, and AVG Antivirus installed. System has parallel port for older printer sup-



port. No wireless network, but system has an Ethernet port. \$145, call Dianna (301)717-7412 for details.

Dell Optiplex 755 Desktop - Dell Optiplex 755 system with 8GB RAM, and 80GB hard disk. Has Windows 10 Home installed, along with Office 2007 Professional installed.. No wireless network, but system has an Ethernet port. \$185. Call Dianna (301)717-7412 for details.



SERVICES:

Computer Repair and Sales - Do you have a computer that is running slow, or do you need a new computer or printer? If so, call Dianna (301)717-7412 and let her help you and save money at the same time!

WANTED:

No one is looking for anything this month! - if you have something that you're looking for, let Dianna know so that she can list it for you here! We have had good success getting people and items connected. Call Dianna at 301-717-7412 or send her an email at dianna.nicole.moy@comcast.net.

BONDED NOTARY PUBLIC,
IT Consulting and
Business Development Services,
PC AND LAPTOP REPAIRS/
UPGRADES

Dianna N. Moy, N.P.

1080 Old Route 30, Orrtanna PA 17353

Email:

dianna.nicole.moy@comcast.net

Website:

Letter From The Editor

Happy Halloween!

The end of the show season is over, unfortunately! There are several "Trunk-or-Treat" events around, but after that comes the cold weather and sadly (unless your Corvair is a daily driver) the Corvair goes into a garage for the next 4 months or so until there's no threat of snow.

We are expanding the newsletter with Bill's Tech Tips, advertisements, want ads, and other content. Please help us expand our newsletter by contributing to our "Member Spotlight", which will be run 3-4 times a year. If you can contribute other tech pages, a book review, or just some thoughts and discourses, that's welcome too.

As a reminder, please volunteer to help at the 2026 Corvair Convention in Gettysburg. We need an idea of what areas we

still need to find help. This is not a commitment- just to give us an idea the level of participation from our membership. When 2026 comes, we will be asking you if you're still interested in the areas you initially signed up for. We are targeting to make 2026 the smoothest running (and biggest) Corsa Convention ever!

On the subject of the Convention, we have visits scheduled to review the hotel accommodations and the autocross area at the Harley-Davidson dealer next door. Our schedule is still coming together for the standard events. tech sessions, bus tours, and such. Our logo is still undergoing slight modifications and should be done shortly.

Look for a modified version of the logo in our next newsletter and possibly at the October MMCC meeting. See you there!

Dianna Moy

Opinions expressed in *Drippy Leaks and Flyin' Fanbelts* are those of the article authors and do not necessarily reflect the opinions of Mid-Maryland Corvair Club Directors or membership.

Any questions, comments, or suggestions, please contact the Newsletter editor via email at:

dianna.nicole.moy@comcast.net



WELCOME TO **Corvair Ranch**

From June 5 to the 28 we will be offering limited services.

See you at the Corsa Convention!

**OPEN HOUSE 2018
VIDEO**



Don't Forget to Join CORSA!!



Membership Application

Corvair Society of America

Founded in 1969 by and for those who appreciate the Corvair automobile

P.O. Box 68, Long Lake, Minnesota 55356 USA (603) 403-3010

Web site: www.corvair.org Email: corcluboffice@gmail.com

☐ New Member ☐ Renewal

First Name _____ Last Name _____

Street Address or Post Office Box _____

City (Primary) _____ State or Province _____

Country _____ Postal Code _____

Telephone Number _____ Email Address _____

Please select your membership option by checking the appropriate box. For donations, specify the \$ amount.

- | | |
|---|--|
| <input type="checkbox"/> 12-Month Print USA Member \$45 | <input type="checkbox"/> 12-Month eMember \$37 |
| <input type="checkbox"/> 26-Month Print USA Member \$90 | <input type="checkbox"/> 26-Month eMember \$74 |
| <input type="checkbox"/> 12-Month Print Canada Member \$49 | <input type="checkbox"/> CORSA Donation \$_____ |
| <input type="checkbox"/> 26-Month Print Canada Member \$98 | <input type="checkbox"/> Corvair Preservation Fund Donation. \$_____ |
| <input type="checkbox"/> 12-Month Print Outside US & Canada... \$59 | <input type="checkbox"/> Corvair Racing Fund Donation \$_____ |
| <input type="checkbox"/> 26-Month Print Outside US & Canada . \$118 | |

Print Members get access to the members-only area of our website, online and mailed versions of our magazine, (the *CORSA Communique*), and the right to attend our Annual International Convention. There may be a four-to-six-week delay before you receive your first magazine by mail. eMembers receive all the benefits of Print Membership, except the *CORSA Communique* is available only online.

Chapters. CORSA has over 100 chapters throughout the world. We encourage CORSA members to join a local chapter. Check this box if you want us to provide contact information for chapters in your area: ☐

Roster. CORSA publishes a member roster with contact information so that members can reach out to each other. However, we respect your privacy. Check this box if you want to be EXCLUDED from the roster. ☐

Website Access: If you do NOT already have a username and password for our website, please specify them.

Username (requested) _____ Password (requested) _____

If paying by credit card: ☐ Visa ☐ MasterCard ☐ Amex ☐ Discover (fill-in account # below)

--	--	--	--	--	--	--	--	--	--	--	--	--	--	--	--	--	--

Exp. Date (mm yy)

Security Code

--	--	--	--

--	--	--	--	--	--

Amex – 4-digit. All others – 3 digit

Total Payment Amount: \$ _____ Signature _____



MID MARYLAND CORVAIR CLUB

CORSA Chapter 217

website: www.Corvair.org/chapters/chapter217

email: midmdcorvair@corvair.org



NEW MEMBER APPLICATION/MEMBER DATA SHEET

Member Name: _____ Spouse Name: _____

Address: _____ City: _____ State: _____ Zip: _____

Home Phone: _____ Cell Phone: _____ Email: _____

*Member Birth Date: ____/____/____ *Spouse Birth Date: ____/____/____ * Anniversary Date: ____/____/____

Occupation: _____

Other Hobbies/Interests: _____

Special Talents or Abilities to share in Club Activities: _____

Corvairs Owned:

Year	Model	Body Style	Engine	Transmission	Color
_____	_____	_____	_____	_____	_____
_____	_____	_____	_____	_____	_____
_____	_____	_____	_____	_____	_____
_____	_____	_____	_____	_____	_____

Check One _____ New Membership _____ Renewal Membership

Applicant/Member Signature _____

Date _____

Mid Maryland Corvair Club is a Chapter of The Corvair Society of America (CORSA) and is a group of enthusiasts who enjoy and appreciate all aspects of Chevrolet's Corvair automobile. We are an informal group that welcomes anyone who shares this interest whether you own a Corvair or not. Club activities include participation in parades, a shared Car Show in August, driving tours, a family picnic, and our Annual Christmas Dinner. Club Meetings are held at 7pm on the 2nd Thursday of each month at Fitzgerald Auto Mall, 114 Baughman's Lane, Frederick, Maryland. Annual Dues are \$15.00 payable in July of each year and cover individual and family membership. Make Checks Payable to
Mid Maryland Corvair Club c/o Robert Millard 20620 Guard Court, Rohrsersville, MD 21779

*Note: This information is optional