

HACOA VairCor

January 2025

Volume 61-1



DECEMBER MEETING/CHRISTMAS HOLIDAY PARTY

HACOA had its annual Christmas holiday party on Friday, December 6. The event was fantastic and we had a lot of fun chatting, eating, and stealing! While there was no official meeting, we will be back to regularly scheduled programming on Tuesday, January 14.

IN THIS ISSUE

Calendar of events

page 2

President's message

page 2

Preventive Maintenance Series

page 3

Classifieds

page 7

What's Happening

page 8



Calendar at a glance

HACOA general meeting	Paul and Jack's Tavern, North Kansas City, MO	January 14
Mid-winter tech session	Dawson residence, Belton, MO	January 25
HACOA general meeting	Paul and Jack's Tavern, North Kansas City, MO	February 11

President's Corner

If you didn't get what you wanted for Christmas:

You were a BAD BOY!

Had UN-reasonable expectations.

You forgot to put in a change of address at the North Pole.

You needed to replace those broken shingles on your roof.

It was too cold for Rudolph's' E-Nose.

Santa's sleigh was repossessed.

Ran into a drone in New Jersey.

Packages piled up in a Canada's station due to the postal strike.

New snow shovel will arrive in July.

He left it in his other sleigh.

It melted over Florida.

Reindeer ran out of non-ethanol gas.

Or people just don't like you.

You know, other stuff like that.

But Christmas was saved, despite the Grinch, because you suddenly remembered the reason
for the season.

As leader of my DEER friends... I wish you health and happiness.

Kat

12-24

Corvair Alignment Tips For Front Toe-In

There are three tech articles concerning Corvair alignment on our club website (HACOA.org) that may be helpful if you are contemplating either checking or doing a complete alignment. On the home page, go to: Document Library, Technical, and click on the PMS Series. There is a search option at the top. The three articles are 32, 64, & 65. For tips on homemade tools, such as a toe-in tram, Clark's sells copies of Fred Johnson alignment book C5061 (\$6). The book also contains lots of good general information on aligning Corvairs at home.

The following tips are notes I have accumulated while setting front toe-in and can be useful since adjustment techniques vary with early, late, and FC vehicles. Adjustments are referenced for using the tie rod sleeves. All alignment specs are from GM and are for the **total** amount of toe-in.

Late Cars Front:

Left side; turn to the rear to toe out (Opposite to toe in) $1/2$ Turn equals approximately $3/16$ "

Right side; turn to front to toe out


Turn both sleeves forward the exact same amount to bring the steering wheel back from the right without disturbing the toe-in. Do not center the wheel by changing the steering wheel position on the shaft; keep the index marks aligned.

Early Cars and FC:


Left side; turn to the front to toe out

Right side; turn to the rear to toe out

Turn both sleeves backwards the exact same amount to bring the steering wheel back from the right without disturbing the toe-in.



Toe-in trams for cars and FC



CORVAIR ALIGNMENT SPECIFICATIONS

	1960	1961	1962	1963	1964	1965	1966	1967	1968	1969
	<u>Front wheels</u>									
Camber*	$\frac{1}{2}^{\circ} \pm \frac{1}{2}^{\circ}$				$0^{\circ} \pm \frac{1}{2}^{\circ}$	$1^{\circ} \pm \frac{1}{2}^{\circ}$				
Caster*	$3\frac{3}{4}^{\circ} \pm \frac{1}{4}^{\circ}$	$1\frac{3}{4}^{\circ} \pm \frac{1}{4}^{\circ}$				$2^{\circ} \pm \frac{1}{2}^{\circ}$	$3^{\circ} \pm \frac{1}{2}^{\circ}$	$2^{\circ} \begin{array}{l} +\frac{1}{4}^{\circ} \\ -\frac{1}{2}^{\circ} \end{array}$		
Toe-inΔ	$\frac{5}{16}'' \pm \frac{1}{16}''$		$\frac{1}{4}'' \pm \frac{1}{8}''$		$\frac{5}{16}'' \pm \frac{1}{16}''$		$\frac{1}{4}'' \pm \frac{1}{16}''$			
	<u>Rear Wheels</u> 1960-63 chamber not adj. 1964 not listed (probably as shown below)									
Camber*	$1\frac{1}{2}^{\circ} \pm \frac{1}{2}^{\circ}$		$1^{\circ} \pm \frac{1}{2}^{\circ}$			$\text{NEG} \frac{1}{2}^{\circ} \pm \frac{1}{2}^{\circ}$	$1^{\circ} \pm \frac{1}{2}^{\circ}$			
Toe-inΔ	$\frac{1}{8}'' \pm \frac{1}{8}''$		$\frac{1}{4}'' \pm \frac{1}{8}''$				$\frac{1}{4}'' \pm \frac{1}{16}''$			

*All must be within $1\frac{1}{2}^{\circ}$ from side to side.
 ΔSet Toe-in after camber, caster.

Corvair 95 and Greenbrier specifications on next page....

CORVAIR 95 AND GREENBRIER ALIGNMENT SPECIFICATIONS (from shop manuals)

	1961	1962	1963	1964
	Front wheels			
Camber*	$\frac{1}{4}^{\circ} \pm \frac{1}{4}^{\circ}$	$\frac{1}{4}^{\circ} \pm \frac{1}{4}^{\circ}$	$\frac{1}{4}^{\circ} \pm \frac{1}{4}^{\circ}$	$\frac{1}{4}^{\circ} \pm \frac{1}{4}^{\circ}$
Caster*	$2\frac{1}{2}^{\circ} \pm \frac{1}{4}^{\circ}$	$2\frac{1}{2}^{\circ} \pm \frac{1}{4}^{\circ}$	$2\frac{1}{2}^{\circ} \pm \frac{1}{4}^{\circ}$	$2\frac{1}{2}^{\circ} \pm \frac{1}{4}^{\circ}$
Toe-in Δ	$\frac{1}{8}''$	$\frac{5}{32}'' \pm \frac{1}{32}''$	$\frac{5}{32}'' \pm \frac{1}{32}''$	$\frac{5}{32}'' \pm \frac{1}{32}''$
	Rear wheels			
Camber*	$\frac{3}{4}^{\circ} \pm \frac{1}{2}^{\circ}$	$\frac{3}{4}^{\circ} \pm \frac{1}{2}^{\circ}$	$\frac{3}{4}^{\circ} \pm \frac{1}{2}^{\circ}$	$\frac{3}{4}^{\circ} \pm \frac{1}{2}^{\circ}$
Toe-in Δ	$\frac{3}{8}'' \pm \frac{1}{8}''$	$\frac{3}{8}'' \pm \frac{1}{8}''$	$\frac{3}{8}'' \pm \frac{1}{8}''$	$\frac{3}{8}'' \pm \frac{1}{8}''$

Mid-Winter Tech Session: Saturday January 25, 2025

4:00 – Dinner to Follow

16001 Oakland Ave, Belton, MO

The topic will be electrical issues that were the most common puzzlers over the past year.

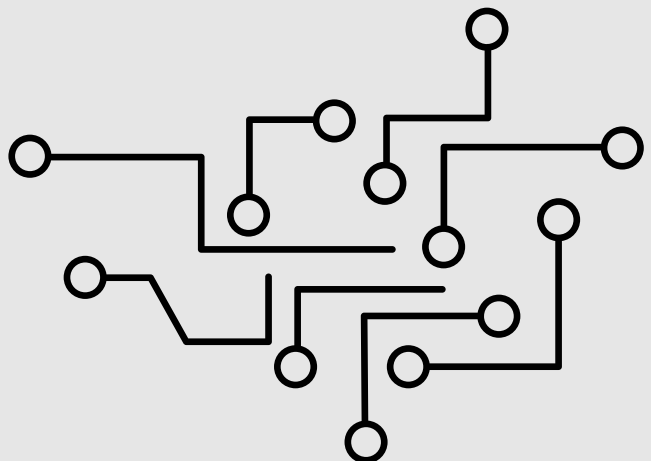

When feeding time arrives (approximately 5:30) Sandy will provide soup and stew with tableware, soda, coffee and adult malt beverage. Please bring something to compliment dinner such as veggies, chips, fruit, or bread.

There will be drawings for some memorabilia items from the estate of Kevin Koch, donated by Ada Koch. Additional items from Kevin's collection will be available at the annual auction next spring.

Bring a chair to be comfortable and spouses are encouraged to attend; there will be an upstairs version.

Please RSVP to insure food and beverage supply, and so that I could contact you if we would need to postpone due to weather.

Mike Dawson 816 322-4057, dawsonm1942@gmail.com



Classifieds

The Tool Crib

Club tools for rent

Contact: Ken Ragan

212 Warner Rd, Bonner Springs, KS 66012

913-422-5778 E-mail: kenrragan@gmail.net

Tool	Deposit	Monthly rental fee
Harmonic balancer puller	\$3.00	\$1.00
Ramps, auto	\$4.00	\$1.00
Torque wrenches		
½ inch drive 20-150 ft/lb	\$15.00	\$2.00
¾ inch drive 100-1000 in/lb	\$15.00	\$2.00
Floor jacks and stands	\$25.00	\$3.50
Ring groove cleaner	\$3.00	\$1.00
Dwell/tach meter	\$5.00	\$1.00
Greaser: Fan and idler bearing	\$5.00	\$1.00
Ken's advice	\$.02	Grain of salt
Hubs: Rear (towing LM PowerGlide)	\$5.00	\$1.00
Pushrod tube extractor	\$10.00	\$2.00


NEW internally regulated
63 amp Corvair alternators
\$110 exchange

Rebuilt Corvair
starters with
solenoid \$130
exchange



Mike Dawson
mdawson1961@sbcglobal.net
816-322-4057


Professionally rebuilt Corvair
clutch disc on a welded center
Borg & Beck core with a
thickness of .325" \$65
exchange with same core.



Rebuilt harmonic
balancer
\$110 exchange
for a rebuildable
core



Reproduced end plates for the 12 and 8
plate oil cooler. These are the two pieces
of sheet metal that help keep all the hot
air from the oil cooler moving out the
bottom instead of back in to the engine
compartment. \$10 each

The First in Synthetics
Since 1972



Ken Ragan
LIFETIME AMSOIL DEALERS

Ragan Enterprises
212 Warner
Bonner Springs, KS 66012-1134
(913) 422-5778
E-mail: kenrragan@sbcglobal.net

TAYLOR WEST

TMK
upholstery

taylor.west@hotmail.com 816-896-2240

1963 Corvair/Clam Digger dune buggy for sale. All Corvair running gear and suspension, including 1965 140 HP engine with centermount carburetor, dual point distributor, and electric fuel pump. Running gear includes a '64 4-speed transaxle with transverse spring and new 13 inch tires. Needs some wiring work. Asking \$3,500. Contact Dick Berger 678-650-4246.

Space for rent

Charlie Clark has a spot available in his shop if anyone needs a place to work on their car. The rate is \$220 per month and is available now. Call Charlie 913-432-9630

Spyder for sale!

There is a car that can make you feel the magic, the magic of a 1963 Corvair Monza 900 Spyder Coupe! That magic is for sale, not at your local dealer but right here. New features include a sealed engine; new brake shoes on all four corners; rebuilt transmission; sealed differential; cleaned and inspected wheel bearings on both the front and rear; new heater hoses; new muffler; rebuilt carburetor and turbo (by Mike Dawson); upgraded electrical from generator to alternator; and many other items. All with low miles! This car is a pretty solid Kansas car that is ready for some dents to be repaired and your choice of color to be applied. The magic of a Monza 900 Spyder Coupe can be yours for a reasonable price of \$6000. Contact Keith Hammett at (417) 844-8627.





DUE

Dues are due for 2024


The 2024 dues NEED to be given or sent to Mike Dawson, 16001 Oakland Ave, Belton, MO 64012 or Cindy Anders, 726 SE Wingate Cir, Lee's Summit MO 64063.

For year 2025 dues start on Jan.!

I will be putting the NEW 2025 ROSTER out the first part of March. So please get your dues in to Mike or Cindy.

Don Wagner

More photos from our Christmas/holiday party....






✧ MERRY ✧
✧ CHRISTMAS ✧
✧ AND ✧
✧ HAPPY ✧
✧ NEW YEAR ✧





Party





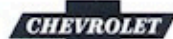


CORVAIR MONZA

goes around curves like a corner in town

The '63 Corvair Monza will dig in and go through just about anything but your pocketbook, whether you're on maneuvers in the country or just making the rounds in town. It delivers more traction because the engine's in the rear (and this makes steering feel a lot lighter, too). Another nice feeling: the bumps don't get past Corvair's stable independent suspension with a husky coil spring at each wheel absorbing anything a road can throw at it.

In fact, all you ever do feel is great. Practical, too, because Corvair's air-cooled six-cylinder engine needs no water or antifreeze, and its self-adjusting brakes save you time and money. There just isn't another production car made in this country quite like Corvair. Try it at your Chevrolet dealer's just for fun. That's what we built it for! . . . Chevrolet Division of General Motors, Detroit 2, Mich.



Keeps Going Great

Shown above is '63 Corvair Monza Club Coupe; below is the '63 Corvair Monza Convertible; both have optional extra-cost outside rearview mirror.



Betty Skelton (above) is internationally famous as a pilot and car driving record holder, but she still appreciates how the Corvair turns heads as readily as it handles

curves, how it runs up hills but not upkeep bills, and the way it parks so easily. Cross-town or cross-country, a Corvair Monza can brighten every corner in your day.

Remember→ CORSA Membership Perks:

1) CORSA now has a formal relationship with Mecum auctions! Your membership in CORSA now permits you to purchase the \$200 bidders registration for just \$100!!

2) We have many fresh new items of CORSA-wear now available on our website. www.corvair.org <<http://www.corvair.org>>. We have a new vendor, new artwork and new items. I think you'll be excited about the selection.

3) Please remember, if you have members who are new to CORSA, they will receive a free copy of the “Corvair Basics” book with their paid membership in CORSA.

January birthdays	
Don Cory	2
Erin Sandgren	6
Richard Bruner	12
Helen Moore	12
Kim Mellies	20