



NVCC, CORSA Chapter 220

Volume 43

Number 3, 4

March, April 2026

The **HOT AIR MAIL** NVCC Club Newsletter. All signs point to a Great Year.

NVCC OFFICERS

President

Bryan Blackwell
bryan@skiblack.com

Vice President

Gary Weber
glweber7410@yahoo.com

Secretary/Treasurer

Bob Marshall
Ram19195@gmail.com

Editor

Mark Holmlund
goopofoil@aol.com

The Northern Virginia Corvair Club publishes the **HOT AIR MAIL** newsletter bi-monthly as a service to its members. NVCC is a non-profit chapter of the Corvair Society of America (CORSA). \$10 annual dues are payable January 1st, to "Treasurer, NVCC" at the address herein. All other correspondence and submissions can be addressed to the NVCC Officers. Original material appearing in the **HOT AIR MAIL** may be reprinted in other non-profit publications with appropriate credits.



March 21st Diagnostic Club Meeting was held at Jimmy's Garage.

I was moving furniture in the morning and did not get to the Meeting until 12:58 PM. Apparently Jimmy hired a Road Crew to keep the parade of Corvairs safe as they got a good looking-over/under on his Lift.




Getting in & out of the driveway was fun.





On Darren's Rampside they found the gasket between the differential and the transmission was leaking. This will be April's Meeting task. I liked the custom strut hinges on the engine lid on his Rampside. The hinges are VW/Audi A4/B5 trunk hinges available on eBay, but make sure to get a set that includes the gas struts. Here is a link w/more pictures. <https://photos.app.goo.gl/1G6BEzy8KQDTFSwT6>



A rusted/leaking under body fuel line was found on Daniel's 65 Corsa and Jimmy had a replacement line available so this Diagnostic Meeting turned into a Repair/Tech Meeting. :-)

Thank you Jimmy for Hosting.

The April Club Meeting was held in Darren's Garage on the 18th.

With Bryan, Fred, Gary, Jimmy, and Mark we got to work on Darren's Rampside to remove the drivetrain, separate the transmission from the differential and replace the gasket between that was leaking.

The bell housing bolts got checked and tightened and then the drivetrain was reinstalled and New Gear Lube was pumped in to fill up the transaxle.



We had the Rampside running again before we left. We left Darren with the fun of reattaching all the perimeter seals.



Fill'er up.

And then we filled up on Rampside cookies baked to the Perfect Viscosity.



Thank you Darren for Hosting. 🍪

A few words from our Club President;

The View Through the Windshield

by Bryan Blackwell

Thanks Jimmy for hosting our first regular meeting of 2026, providing snacks, and arranging for some nice weather, we had a good time and a couple of Corvairs present to take advantage of time on our host's lift. Our regular meeting schedule is taking shape - April and May we'll have normal meetings then June is the convention. The host hotel has filled, but there's a Marriott Courtyard on the same property with rooms at the same \$159 rate available. Following that meetings from July onward are currently open, if you have a project and want some help (or just an audience).

On the subject of things to do, with the variety of Cars'n'Coffee events out there it seems like a good place to meet up, the thought is to visit several different venues on weekends we don't have a regular meeting. For those of us without a currently functional Corvair (cough, your President) it's a chance to get out and do something fun with the group. The event at Tackett's Mill in Lake Ridge aligns nicely as they do the 1st Saturday every month.

Cars and Coffee, FIRST and THIRD SATURDAYS 8-10AM

12724 Harbor Dr

Lake Ridge, VA 22192

After some discussion, we plan to offer to host the '27 Virginia Vair Fair. Central and Roanoke have picked up the last few events, it would be nice to have one closer at hand. There's nothing really to do right away, I expect we'll start planning in August. If the hotel is available we'll do something similar to our past VFs in Leesburg.

While we were at the meeting our tool library got some nice additions from Jimmy's overstock - some of my favorite brake tools, a pitman arm puller, and more! I owe Pete a list of those tools, at the moment they're still sitting in a cardboard box.

Final subject for business was tax deductions for donations to the club. I did a little research on the subject, basically you have to incorporate and register with the IRS as a 501(c)(3) organization. It isn't that difficult a task for a small organization like ours, however a normal car club (or other social organization) unfortunately doesn't qualify. Here's a quick Google summary:

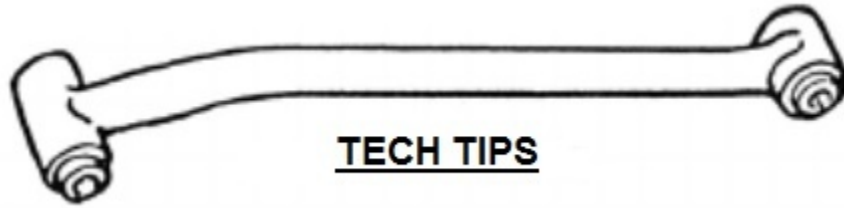
501(c)(3) organizations are public charities or foundations with tax-deductible donations, focused on charitable, educational, or religious purposes. Conversely, 501(c)(7) organizations are social clubs (e.g., country clubs, fraternities) designed for member recreation, where donations are not deductible and revenue must come primarily from members.

This is why your donation to the Corvair Preservation Foundation is tax deductible, but a comparable donation to CORSA is not.

Questions, comments, concerns, stuff I left out, drop me a line at bryan@skiblack.com. Keep those cards and letters coming!

Your **Corvair Story** could be here! [Contact your Editor](#).





TECH TIPS

Upgraded suspension parts for the LM by Brian Brooksby


Here are the pictures of the complete LM suspension upgrade made by Nate Wolfe. I've driven his cars equipped with this set up and they handle like slot cars. I've received all the parts and they are top notch.

Front control rod replaced with adjustable Johnny joint. Front Lower arm greaseable USA made ball joint, and spherical joint. Rear control arm with spherical bearing that no longer requires the small connecting rod as the control arm is locked down with no side to side movement.

Contact info

Nate Wolfe

Natewolfe@hotmail.com



Of Oil

Bob sent a link with an article about Diesel oil in a gasoline engine. Great discussion.

<https://www.motortrend.com/how-to/diesel-oil-in-gasoline-engine>

Here is richard1's reaction to the article above.

<http://corvaircenter.com/phorum/read.php?1,1171194,1171219#msg-1171219>

This Oil link on the Corvair Center has some good info and talks about Diesel oil use.

<http://corvaircenter.com/phorum/read.php?1,1172400>

richard1 helps us to understand Oil requirements for the Corvair.

https://www.widman.biz/uploads/Corvair_oil.pdf

richard1 How varnish is formed in our engines.

<https://www.widman.biz/uploads/Varnish.pdf>

Your **Corvair Tech Tip** could be here! [Contact your Editor](#).

For Sale Ad 1

See **PS**.

Your **Ad** could be here! [Contact your Editor](#).

Corvair Vendors and Service



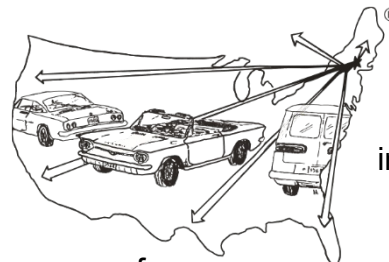
Corvair Ranch, Inc.

1079 Bon-Ox Road, Gettysburg, PA 17325, (717) 624-2805, corvairranch.com/

Email: findit@theranch.today

Clark's Corvair Parts®

Our catalog lists over 15,000 parts for your Corvair. parts, body panels, upholstery and much more! of reproduced items available, pages of technical of other helpful hints.



We carry engine
There are 1,000's
information and lots

Check us out at www.corvair.com or call today to order a copy of our printed catalog. You will quickly see why we are the world's largest supplier of parts and all your other Corvair needs.

2026 Meeting Schedule

*Meetings start at 9:00 am unless noted otherwise.

May 9th Corvair Parts Moving Sale 9 AM til moved. May 10th if needed.

Mark Holmlund's **Garage Sale**
1047 Dead Run Drive
McLean, VA 22101

Hi. I need some help moving Corvair Parts and the shelves they are on, up to the driveway so they can be moved into my storage Pod, or YOUR garage, or the Corvair Ranch? Anything I am not keeping is for sale. If you have a truck and can help me get some parts up to my Hanover PA Storage Garage, let me know. Will trade parts for transportation.

...

May 16th Club Meeting 9 AM

A.J.'s Garage
6839 Brimstone Lane
Fairfax Station, VA 22039

The project is to replace the electric fuel pump and fix the rear brakes.

✂ ...


August xxth Club Meeting Date TBD

Any Garage
123 Any Street
VA

To discuss and plan the 2027 Vair Fair / 503c3 / Holiday party.

✂ ...

Happy 60th to the 1966 Corvair's. Art by Jamie Graham with Chicagoland Corvairs.



Events

Find a Car Cruise near you. <https://carruisefinder.com>

Current and Upcoming Events listed on the CORSA Website can be found by [Clicking Here](#).

2026 Corvair Society of America (CORSA) International Convention

Monday June 22 - Friday June 26, 2026. Location: Wyndham Gettysburg Hotel & Conference Center, 95 Presidential Circle, Gettysburg, PA 17325-8397.

The Room Reservations for the Gettysburg Convention are Open. Call 717-339-0020 Ext #3 Call direct do not use any other number or a booking service.

The convention will feature a welcome party, Concour d'Elegance, road rally, autocross, economy run, tech sessions, banquet & awards ceremony and more. **Participation limited to CORSA members.** Not a member? Join today! [Join CORSA or Renew](#)

When June 22nd, 2026 12:00 AM to June 26th, 2026 12:00 AM
Location Wyndham Gettysburg Hotel & Conference Center
95 Presidential Circle


Gettysburg, PA 17325-8397
United States

Contact Email: govairs@aol.com

See the Flier near bottom of this Newsletter.

Treasurer's Report

Balance 03/31/26	\$4262.74
Dues Paid	\$10.00
Balance 04/30/26	\$4272.74



Corvair LINKS

An ever evolving knowledge base to preserve the past, present and future of the Corvair.

Corvair Forum <https://www.corvairforum.com/forum/app.php/portal>

Corvair Club Lending a Hand. <https://www.hagerty.com/media/people/garage-squad-detroit-area-corvair-faithful-lend-each-other-a-hand/>

CORSA Corvair Society of America. <https://www.corvair.org/>

For More Pictures of everything Corvair related and past Club Meeting reports,
click here > [NVCC Facebook](#)

OR here for past HAM Newsletters. <https://www.corvair.org/chapters/chapter220/ham/>

Instagram. <https://www.instagram.com/northernvirginiacorvairs/>

Learn a lot on the Corvair Center Forum. <https://www.corvaircenter.com/>

How to ID different Bolt Grades. <https://www.youtube.com/watch?v=fhrBYBiSFKQ>

How to read tires. <https://www.youtube.com/watch?v=oQJ3D8iRvvc>

Hagerty Corvair Valuation. [1965-69-chevy-corvair-values-are-rising-fast/](https://www.youtube.com/watch?v=1965-69-chevy-corvair-values-are-rising-fast/)

Corvair getting attention. <https://www.youtube.com/watch?v=gHuXM1Gb8XM>

Getting more attention. [Why-the-chevrolet-corvair-is-the-best-cheap-car](https://www.youtube.com/watch?v=Why-the-chevrolet-corvair-is-the-best-cheap-car)

Learn more about the AACCA. <https://aaca.org/>

How to ID engine/body Codes on your Corvair

<https://stock.corvair.org/2022/01/david-trulls-corvair-gold/>

GM Vehicle Information Kits <https://www.gm.com/heritage/archive/vehicle-information-kits>

Motor Trend article. <https://www.motortrend.com/features/1806-1961-two-corvairs-endurance-test/>

Hagerty Corvair Mention. [According-to-you-the-best-starter-classics-cars](https://www.hagerty.com/media/automotive-history/so-according-to-you-the-best-starter-classics-cars)

Another Hagerty Corvair Mention. <https://www.hagerty.com/media/automotive-history/so-what-is-the-chicken-tax-anyway>

Top shrouds <https://stock.corvair.org/wordpress/2026/02/engine-top-shroud-variations/>

Ron Hill's Vision and the 1965 Corvair.

<https://www.corvair.org/chapters/southcoast/misc/RonHill.pdf>

Remember, we have been given a special Corvair power. With that power comes responsibility. That responsibility is keeping this marque alive and viable for future generations. We still have the most affordable classic 60's cars in existence but we, as a club, need to be a part of promoting the Corvair as a really unique and cool collectible car. Let's keep on driving them, fixing them and promoting them everywhere we go. And with that I give you Rory & Rita's;

The RnR Report

RnR Report March Update 2026



I decided to adjust the valves instead of waiting for assistance. I did the cold adjustment method according to the shop manual. I set #1 at TDC, removed both valve covers and worked my way around the specified valves. #1 intake and exhaust were flopping loose. Others were loose but not as bad as #1. I then switched to TDC on #2 and finished the rest of the valves. Instead of stopping there I repeated the process again to ensure everything was good. I buttoned everything up and turned the key. It fired right up and it ran great. I still have to sync the carbs and set idle, etc.

Next, I replaced the rear motor mount. It was so much easier than I anticipated. All together it took me about 40 minutes. So, it has all new transmission and motor mounts. The transmission mounts were literally gone. The large rubber motor mount was compressed about ¼" while the lower one was about an 1/8" compressed.

RnR Garage April Report

Continuing on from my last report, Scott came by my house and we worked on the carburetor. We fought it for a few hours, all the while he was missing the Run for the Sun car show in Myrtle Beach. Over 2000 vehicles, 1989 or older, were on display at the show. Finally, Scott remembered seeing something that made no sense to him. We took the carb off for the fourth time and, sure enough, the spring on the accelerator pump shaft was incorrect. It was too short and too stiff. That is why at full throttle I could get a squirt but not when blipping the throttle off of idle. Luckily, I had a spring and that was the issue. After adjusting the carbs, Scott thinks the jets (50s) are too small. He had to turn the air fuel screw out way too far. I had a 51 so we tried that in one carb. It was better. I also have a 52. Doug (NVCC) came to the rescue and sent me another 51 and 52 so I will get to those soon.

I have not changed the oil filter seals yet. Nor have I replaced the engine to body seals. I bought a box of staples so that task is still on the list.

I bought a set of 4 halogen direct replacement headlights for the Corsa. They will be here soon and I will install them post haste. The headlights currently in the car are so old and so dim that we are afraid to drive at night.

A few days ago, Rick bought new carpet for his Corsa. He gave me the new rear section and, after looking at his front carpet, I asked him if I could have it. There is nothing wrong with it except for some fading. He always used floor mats so shoes never touched the carpet. But with that ask came the big job of helping him and Dave replace his carpet with the new one. All I can say is that it was hard and back bending. It looks great but I never want to install a new carpet again. There is too much trimming and cutting holes for the shifter and high beam switch.

Next came some work on Dave's 64 vert Spyder. His fuel gauge was not working after a new sending unit was installed and after he installed a blue tooth speaker under the dash. With the Multimeter we determined the issue was under the dash! Great, more back breaking work. The connector on the gauge was fine so I started tracing back the brown wire. It was "open" somewhere between the gauge and the tank. Then I pulled on the connectors between the dash harness and the main harness and I found the issue. The connectors were not seated and locked in place. That was fixed just in time. He went to the gas station afterwards and had a half gallon remaining.

The last thing on Dave's car was a new issue that I discovered while ohming out the sending unit. The right front wheel was moving around like the bearings were bad. After some more investigation, it turned out to be the idler arm, which was also brand new. The castle nut was not tightened all the way and the amount of slop was unbelievable.



That's all for now but more updates are to come.
Stay tuned and keep wrenching.

Rory



Next Club Meeting Location?

If you have a Corvair that needs help, [let the newsletter editor know](#) to put you on the schedule to host a Club Meeting.



PS



Fun with Door Panels. My brother Jon helped. Do you need a pair?

Bronze panels are spoken for. I have 63 Door Panels. That's a quantity, not a year. I can deliver to the 2026 CORSA Convention. [Email](#) Mark for price & High Res pictures to pick the pair you want.



 **SAVE THE DATE!**



2026
International Convention
June 22-26

Historic
Gettysburg

**See you there in your
Vair!**



The 2026 CORSA Convention is being presented by four clubs:

- Mid-Maryland Corvair Club
- Central Pennsylvania Corvair Club
- Group Corvair
- Northern Virginia Corvairs

We hope that you will join us for what is gearing up to be the biggest and best convention to be held on the East Coast! Come join in the fun and the history of Gettysburg- tour the battlefields, take a ghost tour, and dine at historic restaurants!

You can even visit wineries, tour car museums, and even spend time at the world-famous Hershey chocolate factory and the fun-filled HersheyPark.

Like the country life? Gettysburg is a short hour drive from the heart of the Amish communities in Lancaster PA where you'll find fantastic dining and shopping.

What's the schedule of events? Take a look at what we have planned:

- Monday, June 22nd: Welcome Party
- Tuesday, June 23rd: Concourse
- Wednesday, June 24th: Road Rally
- Thursday, June 25th: Autocross
- Friday, June 26th: Econo-Run
- Friday, June 26th: Banquet and Awards

Tours, technical sessions, and other fun and exciting activities and events are in the works!

Mark your calendars and start planning to

"See You There in Your 'Vair!"



APPLICATION FOR MEMBERSHIP IN NORTHERN VIRGINIA CORVAIR CLUB

A Chartered Chapter (220) of CORSA, The Corvairst Society of America

Date of Application: _____

Last Name: _____ First Name: _____ Birthday: _____

Street Address: _____ City: _____ State: _____

Zip Code: _____ Phone: _____

Family members to be included in Membership

First Name	Last Name	Birthday (MM/DD)	Relationship

Email Address: _____

Corvairst Information

Year of Car: _____ Color: _____ Conv or Coupe: _____

Transmission: _____ Engine: _____

Are you a member of CORSA? Yes: ___ No: ___

**Membership Dues in NVCC are \$10 per family per year.
Dues are due January 1**

As a member of NVCC, what type of events would you like to participate in:

Races: ___ Rallies: ___ Autocrosses: ___ Car Shows: ___ Tech Sessions: ___

Other (Specify): _____

Signature: _____

Please fill out this form and mail with dues payment to:
NVCC | Bob Marshall | 1305 Windleaf Drive unit E
Reston, VA 20194

Or pay with Venmo and be sure I get the info above.
If paying with Credit Card through Venmo, please enter \$10.30 in the Venmo App to cover the fee they charge. You can click anywhere on this page to access the App or scan the QR code above.

