

# The Drip Line



**The Next Meeting of the Pikes Peak Corvair Club is  
Sunday, November 16th, 9:30am  
@ Golden Corral, 5410 E. Woodmen Rd, Colorado Springs  
(be prompt as we have a busy morning planned)**

**Official Newsletter of the**



**Founded in 1977**



**Chapter 809**

Notes from the President .....	2
Meeting Info .....	2
PPCC Meeting Minutes .....	3
Tech Tip: Gauges & Wiring .....	4
Activities Calendar .....	5
PPCC Administration .....	6

**On The Cover:**

*Randy Karl's recently revived '68 Coupe, back on the road for everyone in the Club to see. Looking Good, Randy!!*

**NOTES FROM THE PRESIDENT**

By Ed Halpin, PPCC Prez

Hello PPCC Crew!!

On pages 4 & 5 of this newsletter, you'll find the final installment in our 4-part electrical series, written by local Corvair guru Steve Goodman. Thanks for your continued support, Steve.



Please plan on attending the November meeting on 11/16, and be prompt, as John Koll has planned some additional activities for us all that morning:

- 9:30 am - Brunch
- 10:15am - Short business meeting
- 10:45am - Leave for Meadowlake Airport
- 11:00am - Visit Corvair powered airplane - Wayne Russert will have some information and comments on the airplane
- 11:30am - Visit John Koll's hanger to see some collectible automobiles

Thanks John!! See you all on the road. Drive safe!!

Ed



**Upcoming 2014 Meeting Locations**

**Sunday, November 16th** - 9:30am - Golden Corral, 5410 E. Woodmen Rd, Colorado Springs

**Sunday, December 14th** - 1:30pm - Edelweiss Restaurant, 34 E Ramona Ave, Colorado Springs, CO . This gathering will be for our Annual Christmas Party. There will be no business meeting scheduled for December.



Pon & Bud Edwards  
Barb & Ernie Pyle



Steve Goodman  
Mary Lynn Westerfield

**MEETING MINUTES - 10/19/2014****Golden Corral, Colorado Springs, CO**

submitted by

Jeannie Koll

**9:00: Meeting Called to Order by Vice President Randy Karl**

- Approval of Minutes from September meeting
- Treasurer's Report
- Kelina's Web master recognition by CORSA was announced and received many comments of praise.
- The Christmas Party was announced for Dec. 14, and the price of renting a Community Center, which opened the subject of other available locations. Jeannie mentioned Edelweiss and we had 4 or 5 comments from the attendees about: It would be more festive, people might make more effort to go to a new place, the food is great, etc and she was asked to find out if it is available and report ASAP.

**Old/Unfinished Business:**

- Location of meetings the next several months were announced.
- A follow-up discussion on a change to meeting every other month was discussed and several comments were noted:
  - 1) John thought that if we do every other month, it will be easier to "skip" and will not increase our attendance.
  - 2) After several more comments regarding the change, a motion was made to table the issue for now.
- John invited members to come to the Meadow Lake airport after the Brunch/meeting in November and view the cars he has left (about 10) and view a plane with Corvair engine if he can make contact with owner.

**New Business:**

- Steve Goodman sent an invitation to all , to a Gimmick Rally and Scavenger Hunt on Sunday, October 26th . Host is RMC and he is the route planner. Cars gather at his shop around 1200 hrs and the first car is off at 1230 hr. The time to run is 1 1/2 -2 hrs Max. A working odometer is necessary and NO navigation aids. The end will be at a restaurant for a late lunch. There will be a failsafe envelope in case of hopeless anguish. PLEASE RSVP to Steve if you are going. 303-934-5027 4020 W. Exposition, Denver, CO
- Nominations will be accepted at next meeting for 2 offices (President and Secretary). Randy will continue as Vice President, and John will continue as Treasurer. John volunteered to pick up doing Membership since he gets the info when they pay the dues.

**Members and Guests Present:** Randy & Sara Karl, Ray Schick, Jon & Debbie Anderson and daughter, Warren Ehrmann, Garrie & Patricia Fox, Wayne & Bonnie Russert, Bonnie's Mother Margaret Walsh, John & Jeannie Koll, Nancy Feldmann, Chris Kimberly, and Allen Amrine.

**NEWSLETTER:** The DRIP LINE is a monthly publication of the PIKES PEAK CORVAIR CLUB, a chartered chapter of CORSA, the Corvair Society of America. Contents are copyrighted in the names of the authors and PPCC. Articles can be reprinted in any CORSA publication as a service to CORSA members, provided credit to the author and this Newsletter is clearly stated. Deadline for submitting information to the DRIP LINE is the first of each month for that month's publication. Submit information to Ed Halpin @ [halpinem@comcast.net](mailto:halpinem@comcast.net) or mail to: the DRIP LINE c/o Ed Halpin, PO. BOX 15034 Colorado Springs, CO 80935.

Pictures obtained from the internet are listed under the creative commons license.

**BUSINESS CORRESPONDENCE:** All correspondence to the PIKES PEAK CORVAIR CLUB or its officers should be mailed to: Pikes Peak Corvair Club PO. BOX 15034 Colorado Springs, CO 80935.

## GAUGES AND WIRING

submitted by  
Steve Goodman

In this, the last installment I am going to try and offer solutions to additional wiring. It is my observation that anytime something electrical is added to a car, whether it be a radio or a set of gauges, the wiring just doesn't make the same quality as the rest of the wiring in the car. Let's face it, GM made professional looking wiring harnesses and running a couple of wires along the underside of the car, hanging down to the ground and flopping in the breeze just doesn't look like the General made that addition.

Usually gauges and/or electric fuel pumps make for the hardest wiring efforts because the wires must run full length of the car. However it actually is easier to run wires through a Corvair than on some cars. Part of the key is to plan ahead. What accessories do you have in mind now and possibly something additional in the future? Let's take this example: either changing to a Spyder or Corsa dash, or just adding say three gauges?

Obviously there are sending units attached to the engine for oil pressure/oil temperature/head temperature, plus wire pickups for those and maybe a hose for the vac/boost gauge in the Spyder/Corsa dash.

*NOTE:* Please use an electric oil pressure gauge, NOT a mechanical gauge with a plastic tube strung through the car with pressurized oil running through it. You can however use even a small diameter rubber hose for the vac/boost gauge, no worry about failure with that application.

Making a wiring loom with the necessary wires isn't that difficult, find the length and number of wires and their colors and tie the wires together on one end and wrap them with electrical tape to the other end. Easier however is to purchase trailer light wiring harness, it comes in 4-6-8 wires, molded together and color-coded too. Just run it along the stock wiring harness using wire ties every few inches and it can be under your dash and inside the engine bay easily. Again, don't forget to put in extra wires for later.



Another decent idea is to simply use another stock CORVAIR body harness, the harness that runs full length of the car. My preference is 65-9 because of the better locking plug ends. Add the corresponding plug in with the wires to the accessories and it looks like it belongs there because it does. It will fit too, it came out of another Corvair so you know the length is correct. Plus it is nicely wrapped and ready to use and all wires are color-coded. The ends are available from Clarks, and please purchase a good wire stripper and wire crimper.



*NOTE:* Installing an ammeter means running two 12ga wires the full length of the car that are always HOT. In case of a bad short, there is a lot of amperage through those wires. Even though the voltmeter shows indirectly the alternator workings, because it only shows volts in the battery, the voltmeter is also much safer to install. If you see the volts dropping you know the alternator isn't working, same as an ammeter. A voltmeter can be easily installed with short wires under the dash, no need to go back to the battery with a wire.



Remember when I said above 'plan ahead'. I have been talking about gauges. You may already have an electric pump, or may need to install one in the future. Getting the wires from the fuel pump (near the fuel tank) into the passenger cabin and hooked into your accessory wiring harness above is easy, just follow the fuel tank sender wire. If you have planned ahead, there will be an unused wire in your second harness waiting to feed power back to the inertia or oil pressure cut-off switch.



## GAUGES AND WIRING (cont.)

There are numerous wire loom tie downs available, the easiest is to replace the existing tie downs that have a button that is pushed into a hole in the frame rail with longer tie downs. Then both wiring harnesses can be tied down together.

Just follow the stock harness around as far as necessary, even to the coil for a tach installation. Having wires come around the back of the engine bay and jump off towards the oil filter for oil press and temp and another wire around to the coil for a tach could blend in nicely if run along the original harness.

Likewise under the dash, a single wire plug makes a better appearance with wires coming out the plug and going to the gauges instead of just a gaggle of wires running back and forth. It is easy to wrap the wires coming out of the plug under the dash and let them feed off to each gauge. OR do a small gauge harness with another plug to the main harness. Look at the back of stock 1965-9 Corvair instrument panels and you will a small separate harness just to the gauges and lights. It plugs directly into the main body harness.

There are grommets with more holes than what your original engine bay is using, just replace a single hole grommet with a two hole grommet and both wiring harnesses will fit nicely.

To visit gauges briefly, the ones typically used are: tachometer/oil pressure/head temp/oil temp/ volt meter/vacuum or boost pressure/fuel pump pressure/hour meter, probably close to that order. Use quality gauges such as Westach or Autometer or VDO, check to ensure that all of your choices are available so that matching faces can be used.

CHERRY CREEK PROPERTIES

COLORADO SPRINGS, CO 80903

719.338.5051 CELL

719.634.8761 OFFICE

coloradospringsappraiser@yahoo.com

coloradospringsappraiser.com

GARRIE L. FOX

BROKER  
ASSOCIATE/  
APPRAISER







REAR-ENGINE SPECIALISTS

Steve Goodman

16010 W. 5th Ave., Unit 12

Golden, CO 80401

(303) 278-4889


Fax (303) 936-7420


e-mail: rearengine.steve@att.net


internet: http://rearenginespecialists.com

## 2014 PPCC Activities Calendar

All of these events, and others are on the interactive calendar on our website @ <http://www.corvair.org/chapters/chapter809/calendar/calendar.htm>

 **Sunday, December 14th @ 1:30–4:00pm:** “PPCC Christmas Party”: Edelweiss Restaurant, 34 E Ramona Ave, Colorado Springs, CO . Great fun every year!! ☺

 **Thursday, January 1st @ 9:00am:** “New Year’s Brunch”: The Other Side Restaurant, Estes Park, CO. Hosted as a yearly event by the RMC, this is a fun way to start the new year. Cost for brunch buffet is \$25.00 per person (\$20 per person for RMC members), payable ahead of time to secure your reservation. Checks should be payable to RMC, mailed to: RMC, c/o John Dinsdale, 3240 Billings St., Aurora, CO 80011-2231

 denotes events where Corvairs have had a significant presence.

**PPCC Admin**

**Monthly Meetings:** The PPCC meets on the 3<sup>rd</sup> Sunday of each month, 9:30am at the Golden Corral, 5410 E. Woodmen Rd, Colorado Springs, CO.

**Membership & Dues:** PPCC dues are \$25 per year, and, membership in CORSA is a prerequisite for membership in PPCC. Please refer to the club's website below to obtain a copy of the membership application and guidance for submission. Checks should be made payable to "PPCC" and mailed to: PPCC, ATTN: Treasurer, P.O. Box 15034, Colorado Springs, CO 80935.  
<http://www.corvair.org/chapters/chapter809>

**Editorial Contributions:** This newsletter is intended for the membership's information and enjoyment. To that end, we encourage everyone to contribute to its content. Please send your stories, suggestions, questions, recipes, jokes, and/or photos directly to Ed Halpin at [halpinem@comcast.net](mailto:halpinem@comcast.net) or, snail mail to: PPCC, ATTN: Drip Line Editor, P.O. Box 15034, Colorado Springs, CO 80935. Preferred format for documents is MS Word, and format for pictures would be JPEG. Deadline for submitting information to the Drip Line is the 1<sup>st</sup> of the month for that month's publication.

**Business Advertising:** Advertising business services of both members and non-members will be; Business card sized ads = \$2.50 per month, ¼ page = \$5.00, ½ page = \$7.50, Full page = \$10.00. To simplify accounting, business advertisers will be asked to pay in advance for either six or twelve months advertising. Electronic copies of ads may be sent directly to Ed Halpin at [halpinem@comcast.net](mailto:halpinem@comcast.net). All checks for advertisements should be made out to "PPCC" and mailed to PPCC, ATTN: Treasurer, P.O. Box 15034, Colorado Springs, CO 80935.

**Classified Ads:** Simple classified ads for Cars or Parts For Sale, or Wanted, are free to PPCC members, limited to 25 words, and should include a photo. Non-members will be charged \$3.00 per month. For larger ads, please see "Business Advertising" above for appropriate pricing. Electronic copies of ads may be sent directly to Ed Halpin at [halpinem@comcast.net](mailto:halpinem@comcast.net). All checks for advertisements should be made out to "PPCC" and mailed to PPCC, ATTN: Treasurer, P.O. Box 15034, Colorado Springs, CO 80935.

**Pikes Peak Corvair Club Contacts**

President	Ed Halpin	303-619-0080	<a href="mailto:halpinem@comcast.net">halpinem@comcast.net</a>	Board
Vice President	Randy Karl	719-660-8309	<a href="mailto:karlrj@comcast.net">karlrj@comcast.net</a>	Board
Secretary	Open			Board
Treasurer	John Koll	719-593-1928	<a href="mailto:jkkoll@aol.com">jkkoll@aol.com</a>	Board
Past President	Ed Halpin	303-619-0080	<a href="mailto:halpinem@comcast.net">halpinem@comcast.net</a>	Board
Member at Large	Open			Board
Membership Chair	Open			
Programs Chair	Open			
Newsletter Editor	Ed Halpin	303-619-0080	<a href="mailto:halpinem@comcast.net">halpinem@comcast.net</a>	
CCCC Rep	John Glusick	719-372-3766	<a href="mailto:djglusick@q.com">djglusick@q.com</a>	
Facebook Admin	Patricia Fox	719-646-1123	<a href="mailto:patl80820@yahoo.com">patl80820@yahoo.com</a>	
Web Maintenance	Kelina Halpin		<a href="mailto:PPCorvairClub@gmail.com">PPCorvairClub@gmail.com</a>	

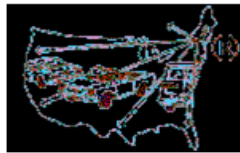
# Our 41<sup>st</sup> Year!

## ***Get the New 2013-2018 Catalog***

**If you did not get our new catalog in 2013,  
you can get one free on your first \$50  
order during 2014.**

| (Additional catalogs \$3 with an order)

*The new Catalog includes parts from the last 5  
Supplements as well as 100's of improvements.  
This is our most major revision ever.*



**Clark's Corvair Parts®**

400 Mohawk Trail, Shelburne Falls, MA 01370

(413)625-9776

[www.corvair.com](http://www.corvair.com)

Pikes Peak Corvair Club  
P.O. Box 15034  
Colorado Springs, CO 80935

SEND TO:

Place Address Label Here

