

The Drip Line

In this issue:

President's Ponderings	2
VP Voltage	4
Meeting Minutes	7
Tech Tips	11
Membership renewal	15
Drip Quips	16
2024 Activities.....	17
Partners and Vendors	18
PPCC Admin and Contacts .	19

Cover Photo:

I hope that you're all working on your cars to get them ready for the warmer weather—I know that Rex is!!

When you're working under your car and 50 years of dust, road salt and rust falls in your face when you remove something



The next meeting of the Pike's Peak Corvair Club will be held on Sunday March 17 at 9:30am at Serranos Coffee, 625 Highway 105, Monument



Official Newsletter of the



Founded in 1977

Come On,

Like us on Facebook!



PRESIDENT'S PONDERINGS

Submitted by Rex Harrison
PPCC President

Firstly, many thanks to Jerry for filling in and chairing at this month's meeting – It was a fairly hectic month for Kristal and me between work



and attempting to see more of your glorious country. We look forward to being back in person next month.

While visiting the Alamo in February was historically accurate (the siege started last week in 1836), it also meant that I was reminded that Texas isn't always boiling hot! The circulation in my fingers has almost returned...

As mentioned by Jerry, unfortunately the Board meeting was a bust this month, due to a combination of IT issues and scheduling problems – so while we have a great set of activities mapped out for the year, we haven't got the website calendar updated to reflect all these opportunities. I expect the board will have this sorted in the next 2 weeks, so next club meeting we will be back on track.


As it was suggested in the January

meeting that Kristal and I introduce some Australian words into the club, I'll start with a piece of rhyming slang that captures well the failed attempt of the board to hold a meeting this month – the idea of 'having a Barry'. Phrases like this are an extension of the Cockney rhyming slang that makes up a lot of British expressions. Barry in turn is a shortening of 'Barry Crocker'. Which rhymes with 'Shocker'. So, to have a bad day is to have a shocker of a day, which means you are having a Barry.

Now using Barry Crocker probably dates Kristal and me (don't expect the young folk to remember him) – but he was a singer/entertainer in Australia in the 1970s and 1980s. Sort of a cabaret singer, good for a cover of recent hits. Sang the theme to the TV show Neighbours for a decade. The kind of guy who was a staple to daytime talk shows and could be expected to host the annual Christmas carols. What made him a staple on TV was that he got the joke – he knew he wasn't going to be the next Taylor Swift – so he leant into becoming not only a beloved singer, but

an entry into our slang.

I'll aim to bring some more language in for the next message – hopefully a bit more positive next time!




Submitted by
Jerry Peevyhouse

VP VOLTAGE - The art of doing nothing

Niksen. The Dutch word for purposefully doing nothing. Doing nothing, but with a purpose to do nothing or no purpose at all is what the Dutch do well. They say it may help to decrease anxiety and boost creativity. Apparently, it is one of the reasons the Dutch are one of the happiest people on earth. A short nap, a visit to the coffee shop (minus the phone), or just staring out the window at nature may help to minimize and shed stress. It's not mindfulness; a better definition would be a short period of mindless relaxation.

Now, in all honesty, the above is from an article I recently read authored by a Health Journalist and Diabetes Educator. There were other scientific studies she referenced to about doing nothing. But my thought was, let's not confuse Niksen with being lazy, I had a mother that didn't practice Niksen or didn't condone me practicing it either 😊. What's that old adage, "An idle mind is the devil's playground". Our western work culture just doesn't align with "doing nothing," or didn't up until re-



cently. Seems like our youth(ful) work force is more likely to practice Niksen than we are (just a minute, I'm checking my facebook). Reminds me of the old Mick Jagger tune

"Yes time, time, time is on my side, yes it is".

Seems like the older I get though, maybe that's not quite as true 😊. Anyway, if you find yourself "relaxing" a bit more than before, cheer up, you're probably just practicing Niksen.

As you may know, one of the ways my wife and I like to relax is on a cruise. Something about the ocean waves. But on the Symphony of the Seas ship, there is a fun art deco piece on display in the grand piazza that just cracks me up. Glad it wasn't my Corvair 😊



Gets great gas mileage downhill.

Speaking of gas mileage, I hope you're all getting your car(s) tuned up and ready to rumble down to the Corvairs of New Mexico hosted 39th Tri-State happening on May 17-18th of this year (yes, less than 3 months away). They have been busy planning for a great show and gathering in Las Vegas, New Mexico. Registration forms and details are available at their website www.tristatecorvairs.com. Early registration pricing of \$50 each for the banquet & car show ends on **March 1st** so please get in your registration to avoid

paying \$65 after **March 1st**. Hotel information is on the registration form, but alternate hotels are available if host hotels are full. Thought I'd include a "fun fact" for the town of Las Vegas pointing out it's long history.

Sandwiched between the Rocky Mountains and the Great Plains, Las Vegas, New Mexico was established seventy years before its neon counterpart in Nevada. Though it is a (fairly) quiet village of less than 14,000 today (2020 census), it was the Wild West's version of "Sin City" back in the late 1880s, with an abundance of dance halls, saloons, brothels, gambling, and shootouts in the street. However, for travelers heading west from Missouri and Kansas on the Santa Fe Trail, Las Vegas was the first sign of civilization after a long, 600-mile trek across the plains.

A copy of the registration form is included later in the DripLine for your convenience.

I'm busy getting my car ready for the show season and the Tri-State. New brake shoes will ease my mind about at least being able to stop when I get there 😊.

Hope to see you at our March meeting, if not before then. There are a plethora of events and activities Chris has identified for the club to possibly attend. We encourage you to come out and join us, as we are planning for these shows. We plan to have some just fun activities and drives in addition to the various car shows we normally promote.

I would be remiss if I didn't pre-warn you to set your clocks ahead 1 hour on March 10th. More morning, less afternoon sun. Some like, some don't, but I'm just the messenger 😊

Let's hope March provides some warmish weather so we can get out and get in some driving.

Enjoy the journey,



 <p>Upcoming Meeting Dates</p>	<p style="text-align: center;">Upcoming Meetings</p> <p>Sunday, March 17, PPCC Club Meeting: 9:30 a.m., Serranos coffee, 625 Hwy 105, Monument</p> <p>Sunday, April 21, PPCC Club Meeting: 9:30 a.m., Serranos coffee, 625 Hwy 105, Monument</p> <p>Sunday, May 19, PPCC Club Meeting: 9:30 a.m., Las Vegas, New Mexico</p>
--	---

MEETING MINUTES– February 18, 2024

Serranos Coffee, Monument

Submitted By

Kathy Green

Meeting Notes

Meeting called to order at 9:31 by Jerry Peevyhouse as Rex and Kristal are out of town and WiFi connectivity at Serranos is inconsistent. There were 14 members on site and Rex and Kristal called in from Houston to listen to the riveting conversation 😊

50/50

Chris Kimberly distributed 50/50 tickets.

Visitors

There were no visitors present today.

Board Meeting

There was no Board meeting this month as there were complications.

The new web site is set up with updated email addresses for officers and testing for those email addresses continue.

Jerry passed out new business cards to those who were interested. There are plenty for everyone, so let Jerry know if you want more.

Minutes

January minutes were discussed and approved. Motion to approve by Mike, second by Chris.

Treasurers Report

Randy was out of town, but sent the following:

General Fund: \$2216.64

SeeMore Fund: \$2868.26

Total Funds: \$5084.90

Randy did pay Corsa dues this past month.

Mail

There were a few membership renewals which are reflected in the Membership report.

Membership

We had one member non-renew. Chris Newnan sold his car and all Corvair parts to Mike Piper so as he had no Corvair connections he decided to non-renew. We still have five members who have not renewed. Kathy has sent individual emails to all and will provide the list to Rex to follow-up with phone calls to the remaining five members. Updated rosters were distributed at the meeting and will be distributed via email.

Old Business

Jerry brought up the 2024 Tri-State, May 17-18, in Las Vegas NM. March 1st is deadline for early registration. The cost of the banquet goes from \$50 to \$65 after March 1st. The 2024 web site has not been updated recently. There is contact information on the site if you have questions.

New Business/events

Chris has set up a tentative schedule of events for review by the board. Once Board reviews, PPCC will let everyone know which activities will be recommended for PPCC attendance. Possible options include:

March 9 – 9-11 – Show, then drive, then lunch. 2nd Saturday of every month. Cars & Coffee with *The Pikes Peak Air Cooled Club*. 505 Pope Bluff Trail (off Garden of the God's Road).

March 17 – St. Patrick's Day – Wolf Ranch, Braden Park – 8:00 Car Show.

April 13 – E-Days Car Show, 9:00 – details to follow. Pay at the show. Glenn mentioned a really nice location for lunch in Golden.

April 6 & 20 – Cars & Coffee in Monument – 8-11. Every 1st and 3rd Sunday through October.

April 20 – Car Show & Fly In – 4th Annual Show – 9-3 – Registration includes show and entrance to the museum. Information will be sent via email.

April 27 – Tentative date for Tri-State Bug Out at Glenn Dowling’s house. Detailed information will be sent via email.

April 28 – Tentative date RMC Tri-State Tuneup at Schakels home. All are invited to chat and eat. Detailed information will be sent via email.

May 18 – Mash Mechanics Brewery Car Show, 10:30 – 2:30 if not at Tri-State. Detailed information will be sent via email.

July 20 – Forney’s Dust & Shine with RMC, 8:00 – 10:00. Great opportunity to get up close and personal with the very historic cars.

July 28 – Rosie’s Diner Car Show in Monument. Detailed information will be sent via email.

August 3 – CCCC Rocky Mountain Air & Car Show and Swap Meet. There will be a designated Air Cooled Corner. Detailed information will be sent via email.

August 18 – Tri-Lakes Cruisers Car Show in Monument. Detailed information will be sent via email.

SeeMore

SeeMore will not be attending Tri-State year.

June 9 – Concours de ‘Elegance at ACC. SeeMore will be attending if possible.

July 13 – Rosemount Museum Show – SeeMore will be attending if possible.

CCCC

The Board is still determining if PPCC will renew. Rick shared some information regarding what membership in CCCC does for the club, including representation at the state house to help protect the collector car hobby. Many members present agreed that CCCC membership should continue. The Board will confirm the continued membership.

New Business

Jeff Adams asked if Serranos is our new location. Since the space is rather small, if meeting attendance increases, we may need to find another locations. Rex noted that the Coffee & Cars is next door 6 months out of the year. There was discussion about swapping between Serranos and the Golf Club. Meeting locations could be swapped between the two – discussion will continue at future meetings.

50/50

50/50 pot was \$60.00. \$30.00 was won by Jeff Addams.

Meeting adjourned at 10:30

Thanks Kathy for filling in as minute taker extraordinaire this month!!

39th Tri-State CNM celebrating 50 years		39th Corvair Tri-State May 17, 18, 19, 2024 Las Vegas, New Mexico	
 <p>Accommodations: The Castaneda & The Plaza Hotel</p> <p>Car Show Hotel: The Castaneda Hotel</p> <p>Banquet Hotel: The Historic El Fidel Hotel</p> <p>The Castaneda Hotel, a historic Fred Harvey House has 18 rooms reserved for out-of-state attendees with a 2-night minimum. Overflow attendees will be directed to the historic Plaza Hotel.</p> <p>Phone Calls ONLY for Reservations: (505) 425-3591 for both hotels; mention "Corvair Tri-State" for our negotiated 15% discount; prices per night range from \$84 to \$143/night; payment collected upon reservation.</p>		<h3>REGISTRATION FORM</h3> <p>Attendee 1> _____ @ \$50/\$65 → \$ _____</p> <p>Attendee 2> _____ @ \$50/\$65 → \$ _____</p> <p>Address/City & State: _____</p> <p>Club Affiliation: _____</p> <p>Email: _____ Phone: _____</p> <p>Order your Event T-Shirt/Crew Neck: @ \$30 ea. → \$ _____ (S,M,L,XL,XXL,XXXL ...): _____</p> <p>Car Show Entry: _____ Grand Total \$ _____</p> <p>1> Car Year: _____ Car Body Style: _____ Car Color: _____</p> <p>Car Points Interest: _____</p> <p>2> Car Year: _____ Car Body Style: _____ Car Color: _____</p> <p>Car Points Interest: _____</p> <p>Banquet & Car Show Cost: Early Bird \$50 Adult; price increase after March 1, 2024 → \$65.</p> <p>Make Checks Payable to: "Corvairs of NM"; mail % Steve Gongora, 8419 Palo Duro NE, Albuquerque, NM 87111; email questions to: tristatecorvairs@gmail.com</p> <p>Visit our website <i>Virtual Visitors' Center</i> to view excursion ideas: www.tristatecorvairs.com</p>	

TECH TIP: Dashboard LEDs

Submitted By Mike Piper

I decided recently it might be time to see if I could make my speedometer lighting bright enough to actually read the speedometer at night. I put LED bulbs in the dash in my '66 Monza and they work great, so I decided to give it a try to work on the bulbs in the '65 Corsa. I did not come up with this on my own, and undoubtedly others have written better articles about this in the past. As you know, I can go into endless detail about how to do this stuff so maybe I'll hit on something helpful. A couple of asides... I changed the gauges around in the Corsa dash when I restored the red convertible, so this is really about more than LED bulbs. I got rid of the clock since by now they are almost always not working. I removed the cylinder head temp gauge since the thermistors also often are not working. I switched to VDO "Cockpit" style gauges since they look similar to the stock Corvair Corsa gauges. I added oil pressure and oil temperature gauges (with wiring to the engine for the senders). The vacuum gauge is a combination vacuum/boost gauge since I had a turbo on the car for a while (see photo).



I put a Westach dual cylinder head temp gauge under the ash tray. The clock is in the radio I installed. I had a VDO tachometer which I replaced with an original Corsa tachometer case and dial with the replacement module that Clark's Corvair Parts is selling. I like the TEMP/PRESS and GEN/FAN idiot lights. I have not tested the Clark's module yet.

From an LED light perspective, please note that LED bulbs have polarity unlike a normal incandescent bulb. I've been fortunate so far that in most cases the polarity of the dash harness is OK with the LEDs.

With the four replacement gauges the switched power feed to the gauges and bulbs and grounding of the instruments and bulbs is not the same configuration as the original gauges. To mount the various VDO gauges I used the pre-fabricated aluminum gauge mounting plates that Seth Emerson sells. I've also heard about fabricating 1/8" tempered hardboard panels to hold the gauges. These will require fabrication. I re-use the cardboard tubes and the green or red plastic lenses. The cardboard tubes need to be cut shorter and I use weatherstrip adhesive to hold all this together. I re-used the existing gauge harness with a few modifications to connect everything to power and lighting.

From a grounding perspective, I don't trust or care for the existing metal strip. They tend to corrode, and they won't quite fit the gauge plates. I use individual ground wires with ring terminals to connect to the metal cases of the Corvair tachometer or speedometer under the mounting screws. I use spade lugs to connect to the bulbs and ground terminals in the new gauges. The gauge bodies are plastic so they will not ground directly to the metal mounting plates or to hardboard. I connect the ground wires together and use a large ring terminal to ground to the wires to the car body similar to the flat strap connecting point via the existing screw that holds the metal grounding strap.

When adding the new gauges, the only lighting bulbs that remain to be replaced with LEDs are the two bulbs in the speedometer and two bulbs in the tachometer, in sockets with gray wires. The incandescent bulbs can be replaced with superbright white LED bulbs equivalent to 1895 bulbs. If you are using the original Corvair gauges, you can replace all of the bulbs in sockets connected with gray wires with the superbright white LED bulbs. The handy part of this is these LED bulbs don't get hot enough to melt the plastic cells inside the tachometer if they are not melted already. The new VDO gauges come with incandescent bulbs, so they need to be tied into the circuit with the gray wires for power and the separate ground wires. They are not LED bulbs so they may burn out faster. The bulbs have plug-in bases, not twist in.

You can also buy colored LEDs, so I used green ones for the turn signal indicators and a red one for the high beam. That way if the old plastic is faded it is not so obvious. The idiot lights work differently than the basic bulbs, so I've used Long Life incandescent bulbs for those to avoid polarity issues.

The VDO fuel gauge uses the same power and gauge leads as the Corvair one so you can switch the connectors and use the same harness leads. Add leads to the +12V lead to the fuel gauge to power the Oil pressure and temperature gauges. The vacuum gauge will use the same small tube from the engine. The oil pressure and oil temperature gauges will require wires from the gauge to the sensor so wiring through the tunnel is needed. I use connectors under the dash so I can disconnect the instruments from the wires to the sending units. I have other items under the dash, so I extend a switched 12V lead from the instrument harness to a connector under the dash. Likewise, I extend a lead with a connector to add the lights for the Cylinder head temp gauge to the switched dash lights (gray wire).

I did the same thing for the instrument cluster for the other '65 Corsa I'm working on. One additional note for both is I needed to flatten the leads for the bottom two gauges and I had to trim the bottom plastic retainer rings to pit the cluster in above the steering column.

Below is a photo of the back of the instrument panel.



Mike,
Just a quick confirmation that I've done this type of nutty stuff on two Corvairs, Jon's race car has full odd gauges, Dale has done one, and Andy is getting ready to screw up his life and dash panel as well. You are not alone, but you are in esoteric company. In fact, I found an article from my dash work in the DenVair News back in 2007!

Eric

MEMBERSHIP RENEWAL TIME!Submitted By
Kathy Green

Annual membership dues were due by January 15, 2024. We still have a few members who have not been in touch regarding whether you intend to continue your membership for 2024. You will have received an individual email if you're in this elite group ☺.

Paying dues is simple. If you wish to send a check for dues renewal, please send your check for \$26 to PPCC, ATTN: Treasurer/Membership Chair, P.O. Box 15034, Colorado Springs, CO 80935.

If you'd like to avoid writing a check, getting out an envelope, finding your stamps and going to the mailbox, you may pay your dues online by simply selecting this [link](#) and you'll be directed to a short form where we'll ask you to give us your name, select how many years you wish to pay for, and move ahead!

Payment options show PayPal, Venmo and Pay Later, simply select PayPal. If you don't have a PayPal account, no worries, you'll have an option to enter your credit card information on the PayPal screen. All dues are \$26 whether paying online, via check or cash.

We will continue sending out rosters with updates as dues are paid.

We don't take your membership for granted, and we truly value the input of all of our members. Please take a moment to update your membership dues for 2024 now, and Happy New Year!

Thank you!

Kathy Green, Your Membership Chair



DRIP QUIPS


Thanks to Chris for this one! Hopefully it doesn't apply to anyone here...



If you have a fun, amusing, touching or interesting story or picture you think can bring a smile, an 'aaaaah' or an 'eeek', please send your submission to editor@pikespeakcorvair.org attention: Drip Quips.

2024 PPCC ACTIVITIES CALENDAR

All club events will be noted on the Club's interactive calendar, located on our website, [PPCC Calendar – Pikes Peak Corvair Club](#)

- M Sunday March 17: 9:30 am Regular monthly meeting—Serranos coffee, 625 Hwy 105, Monument
- M Sunday April 21: 9:30 am Regular monthly meeting—Serranos coffee, 625 Hwy 105, Monument
-  Friday 17—Sunday 19 May: Tri-State weekend in Las Vegas, New Mexico

Ongoing events: see facebook for more information



First Saturdays Cars and Coffee: 8:00—10:00am., University Village Colorado - 4880-5342 North Nevada Avenue, Colorado Springs, CO (parking area between Urban Egg and Panera Bread)

Tri-Lakes Cruisers Cars and Coffee: 8:00—11:00am, next door to Serranos in Monument, 1st Sunday of the month, starting in April



Key: M—Meeting;  —Car Show; A—Activity

CORVAIR PARTNERS & LOCAL BUSINESSES WHICH PPCC MEMBERS HAVE FREQUENTED WITH POSITIVE RESULTS

With so many new members joining the Club, we felt it might be a good time to (re)educate folks on where they can obtain reliable parts and service for their Corvairs, both near and far.

Here are just a few of the companies our members have had good luck with in the past.

NOTE: These are only recommendations only, as we do not solicit sponsors for the Club, or the newsletter. So, do your own research as well.



REAR-ENGINE SPECIALISTS, INC.
16010 W. 5th Ave. Unit 12
Golden, Colo. 80401
Steve Goodman
(303) 278-4889 Fax (303) 936-7420
email: rearengine.steve@att.net
website: www.rearenginespecialists.com

Serving all of your Corvair mechanical needs for more than 51 years, Steve can make whatever is wrong with your Corvair right again. Locally owned and operated!

**Clark's
Corvair
Parts, Inc.**



400 Mohawk Trail (Rte. 2), Shelburne Falls, Ma. 01370
413-625-9776
Joan & Cal Clark 14,000 Item Catalog **\$6.00**
Mail or Phone Order Only Many Reproduced Parts

Clarks Corvair Parts - Nuff said!!

Blast-Tech, Inc.
"Automotive Paint Removal Specialist"



Plastic Media (Bead Blast)
Baking Soda
Various types of Sand
In-house blasting of Steel, Aluminum, Fiberglass, Glass, Wood, etc.

Gary Nardi
(303) 806-9992 3775 So. Kalamath St.
Fax (303) 806-9985 Englewood, CO 80110

If you need your Corvair blasted, or just need the paint or rust removed from parts, Blast-Tech provides a great service for a fair price. Locally owned and operated!!

**PLATTE AVENUE
TIRE
AND
AUTOMOTIVE
SERVICE**

Over 30 Years Experience



ACDelco

PLATTETIRE.COM 2701 E. PLATTE
(719) 633-8799 COLORADO SPRINGS, CO 80909

An old school alignment shop with all of the Corvair specs, early and late. Ask for Dave! Locally owned and operated!

RIAN SNOWBARGER
OWNER
719-419-8826
SnowGlass.net
SnowAutoGlass@gmail.com
20430 Indie Dr. Monument, CO 80132

FREE MOBILE SERVICE

Recommended by members who were pleased with the service and quality of the glass. Fair price for a new windshield. Located in Monument for those coming from the North or the South. Locally owned and operated!

PPCC Admin

Monthly Meetings: The PPCC meets at 9:30am on the 3rd Sunday of each month at various locations within the Colorado Springs area. Check the Club's website for the most current meet-up info.

Membership & Dues: PPCC dues are \$26 per year, payable each January for the coming year. Membership in CORSA is encouraged, but is not a prerequisite for membership in the PPCC. You can join CORSA [here](#). Please refer to the PPCC website [here](#) to obtain a copy of the current membership application and guidance for submission. Checks for dues should be made payable to "PPCC" and mailed to: PPCC, ATTN: Treasurer, P.O. Box 15034, Colorado Springs, CO 80935. Payment is also accepted online.

Editorial Contributions: Please send your stories, suggestions, recipes, jokes, and/or photos directly to editor@pikespeakcorvair.org, or mail them to PPCC, ATTN: Newsletter Editor, P.O. Box 15034, Colorado Springs, CO 80935. Deadline for submitting information to The Drip Line is the 21st of the month for publication.

Pikes Peak Corvair Club Contacts

President	Richard (Rex) Harrison	719-354-7590	president@pikespeakcorvair.org	Board
Vice President	Jerry Peevyhouse	303-319-0741	vicepresident@pikespeakcorvair.org	Board
Secretary	Kristal Harrison	719-258-0832	secretary@pikespeakcorvair.org	Board
Treasurer	Randy Karl	719-660-8309	treasurer@pikespeakcorvair.org	Board
Past President	Mike Piper	720-255-1007	pastpresident@pikespeakcorvair.org	Board
Member at Large	Glenn Dowling		memberatlarge@pikespeakcorvair.org	Board
Activity Chair	Christine Kimberley	775-830-4739	ckimberly4749@gmail.com	
Membership Chair	Kathy Green	720-202-0351	membership@pikespeakcorvair.org	
Newsletter Editor	Kristal Harrison	719-258-0832	editor@pikespeakcorvair.org	
SeeMore Chair	OPEN			
Facebook Admin	Patricia Fox		patl80820 at gmail.com	
Web Master	Randy Karl		webmaster@pikespeakcorvair.org	

NEWSLETTER: The Drip Line is currently a monthly publication of the Pikes Peak Corvair Club (PPCC), a chartered chapter of CORSA, the Corvair Society of America. Contents are copyrighted in the names of the authors and the PPCC. Articles can be reprinted in any CORSA Chapter publication, as a service to CORSA members, provided credit to the author, and this Newsletter, is clearly stated. **The Drip Line** may use material from many sources and may not give appropriate credit. If your material appears without acknowledgement, we thank you for your contribution. It was used in good faith to help preserve, maintain, drive, and enjoy our CORVAIRS! Any pictures obtained from the internet are listed under the creative commons license.

BUSINESS CORRESPONDENCE: All correspondence to the Pikes Peak Corvair Club, or its officers, should be mailed to: Pikes Peak Corvair Club P.O. BOX 15034, Colorado Springs, CO 80935.





THE 16TH ANNUAL

CLASSIC ROCK CRUISE-IN CAR SHOW

REGISTER YOUR CAR AND HAVE A CHANCE
TO WIN A SET OF 4 WHEELS!



WILCOX SQUARE

JUNE 15, 2024

DOWNTOWN CASTLE ROCK | 10:00AM TO 3:00PM

Pre-registration opens April 15, 2024
Open to 1999 model year and older cars and trucks

Space is limited to 300 show cars
\$35 pre-registration entry fee | \$40 day of show, if space available
Dash plaques & over 60 trophies
Live bands, food trucks, local breweries, shopping and free kids activities
Free to spectators

REGISTER AT CLASSICROCKCRUISEIN.COM



SPONSORED BY:









HOLY ROLLERS

CHARITY
CARSHOW



SAVE THE DATE | SAT AUGUST 10, 2024 9AM
2PM

KNIGHTS OF COLUMBUS COUNCIL #10961



REGISTRATION FORM

HOLY ROLLERS CAR SHOW | 08.10.2024

NAME: ADDRESS: CITY: STATE: ZIP: PHONE: E-MAIL: YEAR: MAKE: MODEL: T-SHIRT SIZE: M L XL 2XL 3XL \$30 PRE-REGISTRATION \$35 DAY-OF-SHOW REGISTRATION ADD MEAL TICKET: BREAKFAST BURRITO-\$5 TOTAL ENCLOSED: \$ **MAKE CHECKS PAYABLE TO: ST. VINCENT DE PAUL/HOLY ROLLERS**

MAIL CHECKS AND REGISTRATION FORMS TO:

SVDP/HOLY ROLLERS

C/O JEFF GRAHAM

14150 DORAL COURT

BROOMFIELD, COLORADO 80023

LIABILITY WAIVER: I hereby declare that I release, indemnify, defend, and hold harmless the Holy Rollers Car Show, Nativity of Our Lord Parish, and Knights of Columbus Council #10961 from any liability, damage, injury, losses, or claims, personal or otherwise, that might be incurred or arise out of or in connection with this show. I also affirm that my vehicle(s) and/or my possessions are fully covered by all necessary property damage insurance. I also agree to abide by the regulations of the show.

SIGNATURE (REQUIRED): DATE:

Forney

MUSEUM OF TRANSPORTATION

Experience Transportation History



**Amelia Earhart's
1923 Kissel Goldbug**



**Union Pacific Big Boy
World's Largest Steam Locomotive**

**\$1.00 off
Admission**

for everyone in your party!
Present this coupon and receive \$1 off
each regularly priced admission
Not valid with any other offer

Forney

MUSEUM of TRANSPORTATION

Experience Transportation History



See Rare & Unique...

**Cars • Trains • Bikes • Planes
Carriages • Trucks • Motorcycles
Denver Cable Car • Trolley &
Illinois Sesquicentennial Rail Coach
and much more!**



**4303 Brighton Blvd.
Denver, Colorado 80216
303 • 297 • 1113**

For current admission rates visit our website:
www.forneymuseum.org

**Monday - Saturday: 10:00 am - 5:00pm
Sunday: 12:00pm - 5:00pm**

Last admission 4:15pm daily Closed Major Holidays

The following items are NOT PERMITTED in the exhibit area: food, candy, drinks, tripods,
and bags of any kind including purses. We offer free lockers to store your valuables.
Thank you for your cooperation.